


VIPER

LIFT TRUCKS

**PARTS MANUAL
2-2.5 TON
4WD ROUGH TERRAIN FORKLIFT**

INTERNAL COMBUSTION BALANCED FORKLIFT TRUCK



CONTACT US WITH ANY QUESTIONS

PARTS@VIPERLIFTTRUCKS.COM

TOLL FREE: (888) 745-0577

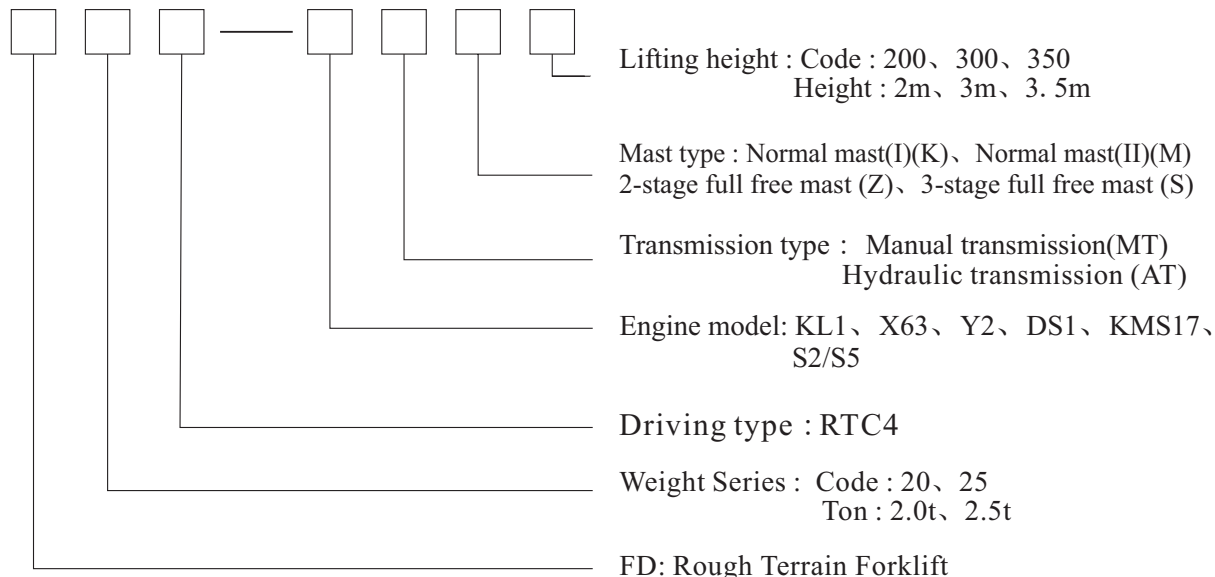
FOREWORD

1.

FD20/25RTC4 forklift truck . It is intended for users to identify the name , number and quantity of the parts replaced or repaired and to order them from the suppliers works .

2. When ordering parts , it is necessary to state the model of the forklift truck , its date of manufacture and according to this Part List , to state the whole number , the whole name and quantity .

3. Among the models of the forklifts truck :



4. If there is any change, we will not notify.

5. Model application: Engine model and maximum capacity.

6. The following trucks are provided with corresponding engine.

FD20,25RTC4-KL1/KDI1903TCR engine

FD20,25RTC4-X63/4D32G31(III) engine

FD20,25RTC4-Y2/4TNE98 engine

FD20,25RTC4-DS1/D24VDM02-MFF06 engine

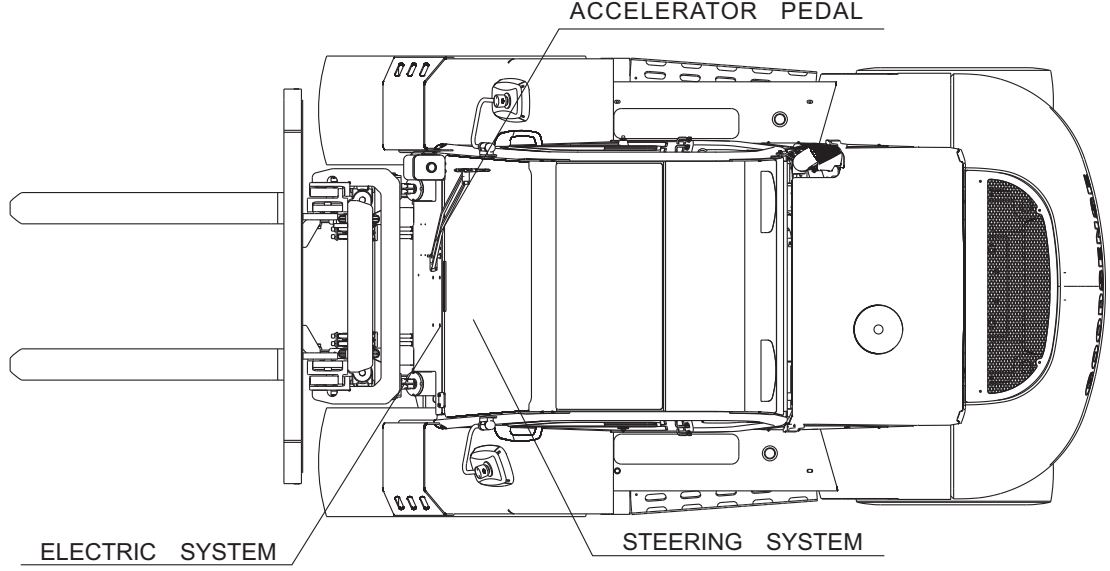
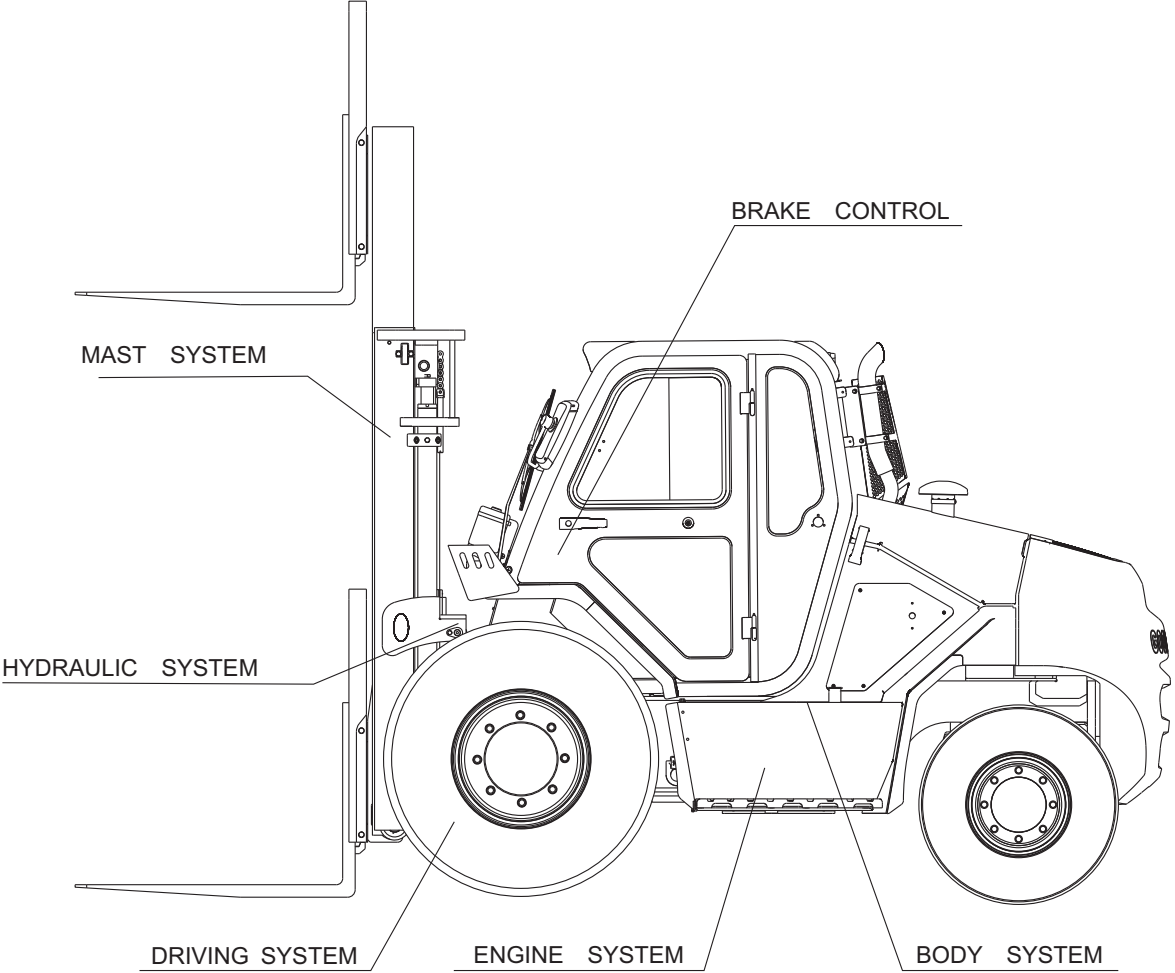
FD20,25RTC4-KMS17/QSF2.8T3NA60 engine

FD20,25RTC4-S2/S5/S4S-408/S4S-474 engine

Note: EX-A: Special parts made for the forklift trucks exported to US and Canada .

EX-B: Parts made for common forklift trucks markets .

GROUP INDEX



INDEX

Engine system

Engine mount	2
Cooling system	14
Fuel system	26
Exhaust system	34

Driving system

Drive unit mount	47
Front drive axle ass'y	51
Front final drive	55
Left brake	59
Right brake	61

Steering System

Steering control	64
Steering axle and steering wheel ass'y	66
Rear steering drive axle	68
Main Reducer	74

Break System

Brake & inching control	77
Brake lever	79
Body system	
Frame ass'y	82
Counterweight installation	90
HoodFloor Board	92
Head guard ass'y	96
Cab assembly(optional)	104
Left door ass'y	108
Right door ass'y	110

Hydraulic system

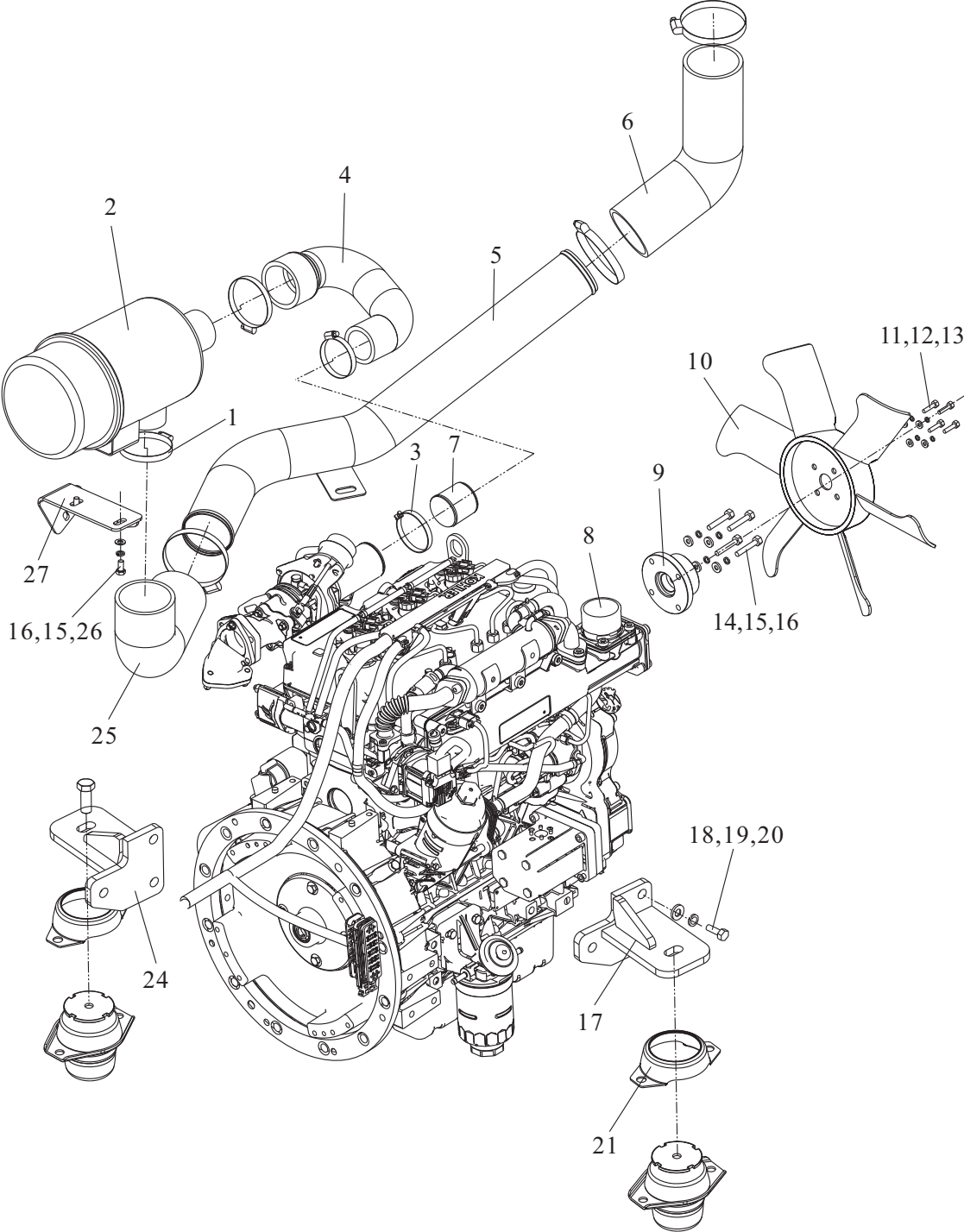
Oil tank	113
----------	-----

Valve control linkage (two-throw)	115
Valve control linkage (three-throw)	117
Valve control linkage (four-throw)	119
Valve control linkage (five-throw)	121
Hydraulic pipe line	123
Lifting system		
Hydraulic system mast(Normal mast KM)	140
Hydraulic system mast(Full Free 3-Stage Mast KZM)		142
Hydraulic system attachments(Normal mast KM)		147
Hydraulic system attachments(Normal mast KM)		150
Hydraulic system attachments(Full Free 3-Stage Mast KZM)		153
Hydraulic system attachments(Full Free 3-Stage Mast KZM)		158
Lift Bracket Normal Mast	163
Lift Bracket Full Free 3-Stage Mast	165
Mast (Normal mast KM)	167
Mast (Full free 3-stage mast KZM)	169
Lift Cylinder(Normal Mast KM)	171
Front Lift Cylinder (Full Free 3-Stage Mast KZM)	...	175
Rear Lift Cylinder (Full Free 3-Stage Mast KZM)	...	179
Tilt cylinder	183
Electric system		
Electric system	187
Scutcheon		
Scutcheon	212

ENGINE SYSTEM

Engine mount

FD20,25RTC4-KL1



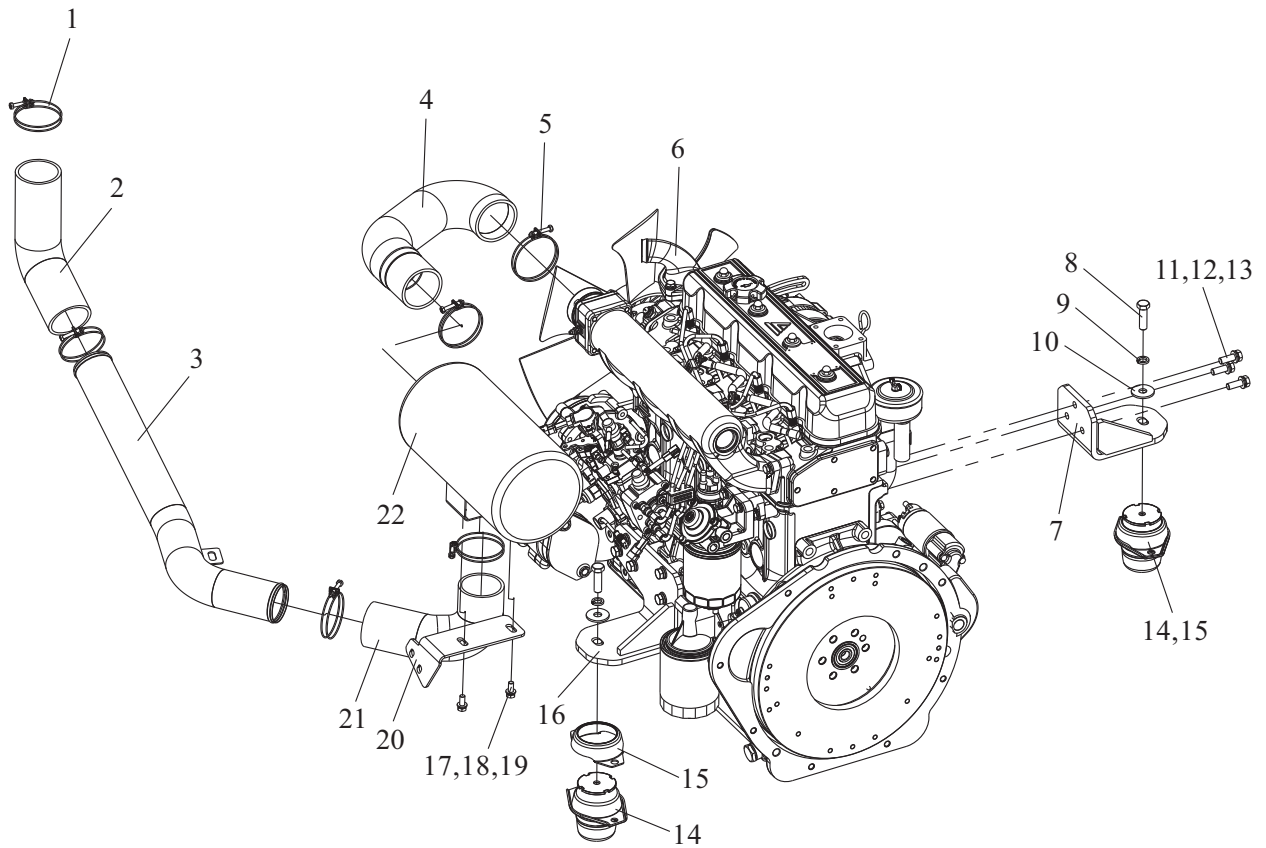
Engine mount

FD20,25RTC4-KL1

Item	Part No	Description	Q'ty	Remark
1	JB/T8870	80×60 Clip	5	
2	A30DK5-10100	Air cleaner	1	
3	JB/T8870	64×44 Clip	2	
4	A30DK5-10002	B Hose, intake air	1	
5	Y25B5-10002	Intake steel pipe	1	
6	Y25B5-10001	A Hose, intake air	1	
7	A30BN5-10002	Hose, intake air	1	
8	A30BN5-11000	KDI1903TCR Engine	1	
9	A30BN5-10003	Fan seat	1	
10	A30BN5-10004	Fan	1	
11	GB/T5783	M6×20 Bolt	4	
12	GB/T93	M6 Washer, Lock	4	
13	GB/T97.1	M6 Washer	4	
14	GB/T5783	M8×30 Bolt	4	
15	GB/T93	M8 Washer, Lock	6	
16	GB/T97.1	M8 Washer	6	
17	Y25B5-10100L	Left engine support	1	
18	GB/T5783	M12×25 Bolt	6	
19	GB/T93	M12 Washer, Lock	6	
20	GB/T97.1	M12 Washer,lock	6	
21	A30EG5-10001	Steel protective shell	2	
22	A30EG5-10400	Rubber pad	2	
23	A30A5-10003	Rubber pad	1	
24	Y25B5-10100R	Right engine support	1	
25	Y25B5-10003	Hose, intake air	1	
26	GB/T5783	M8×20 Bolt	2	
27	A30DK5-10200	Air cleaner bracket	1	

Engine mount

FD20,25RTC4-X63



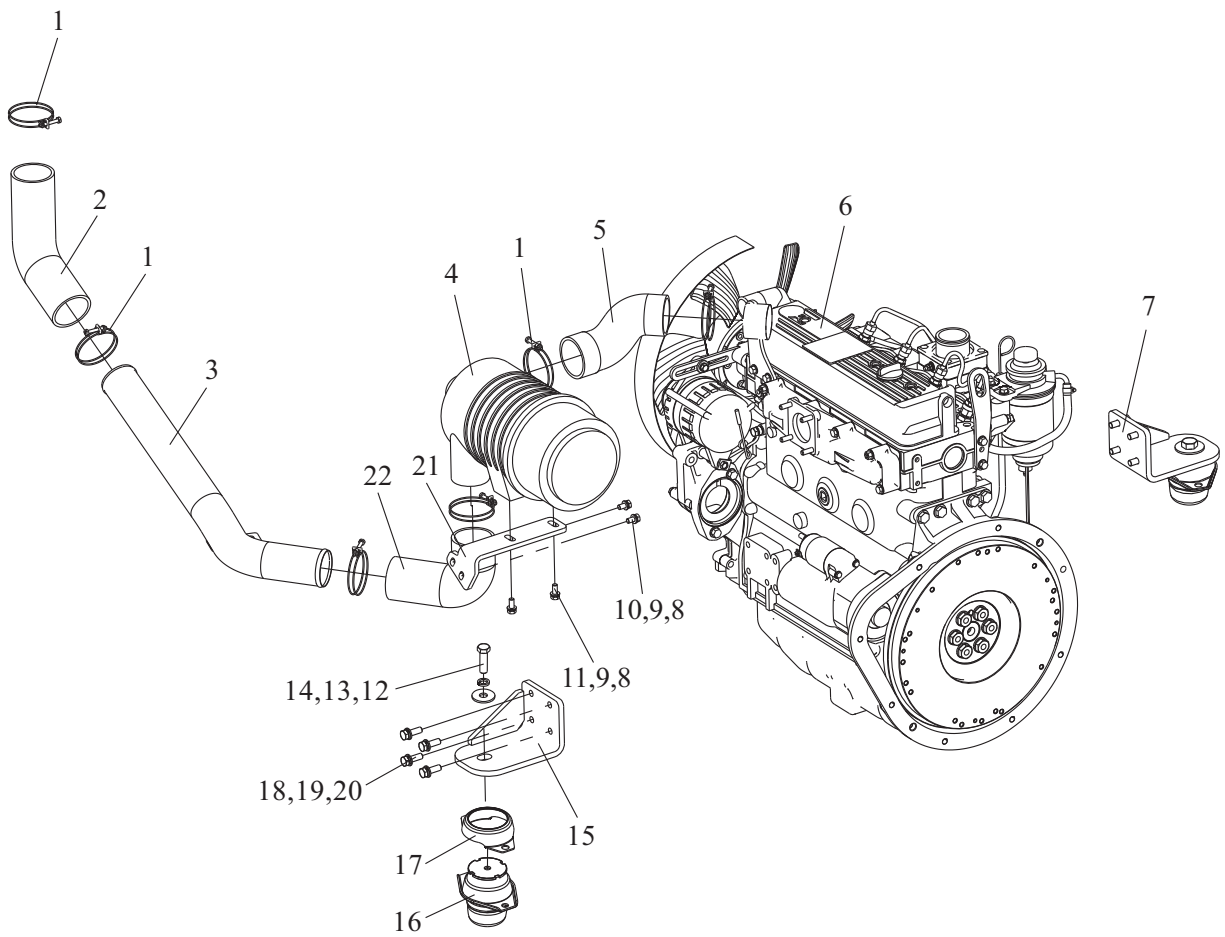
Engine mount

FD20,25RTC4-X63

Item	Part No	Description	Q'ty	Remark
1	8JC18-07505	75×70 Clip	5	
2	Y25B5-10001	Hose, intake air	1	
3	Y25B5-10002	Intake steel pipe	1	
4	Y25C5-10002	Hose, intake air	1	
5	8JC18-08005	80×75 Clip	1	
6	Y25C5-10100	(4D32) Engine	1	
7	Y25C5-10300	Left engine support	1	
8	GB/T5783	M12×40 Bolt	2	
9	GB/T93	Washer, Lock	2	
10	GB/T 96	M12 Washer	2	
11	GB/T97.1	M 10 Washer	8	
12	GB/T93	M 10 Washer, Lock	8	
13	GB/T5783	M10×30 Bolt	8	
14	A30EG5-10400	Rubber pad	2	
15	A30EG5-10001	Steel protective shell	2	
16	Y25C5-10200	Right engine support	1	
17	GB/T5783	M8×20 Bolt	2	
18	GB/T93	M8 Washer, Lock	2	
19	GB/T97.1	M8 Washer	2	
20	A30DK5-10200	Air cleaner bracket	1	
21	Y25C5-10003	Hose, intake air	1	
22	A30DA5-10200	Air cleaner	1	

Engine mount

FD20,25RTC4-Y2



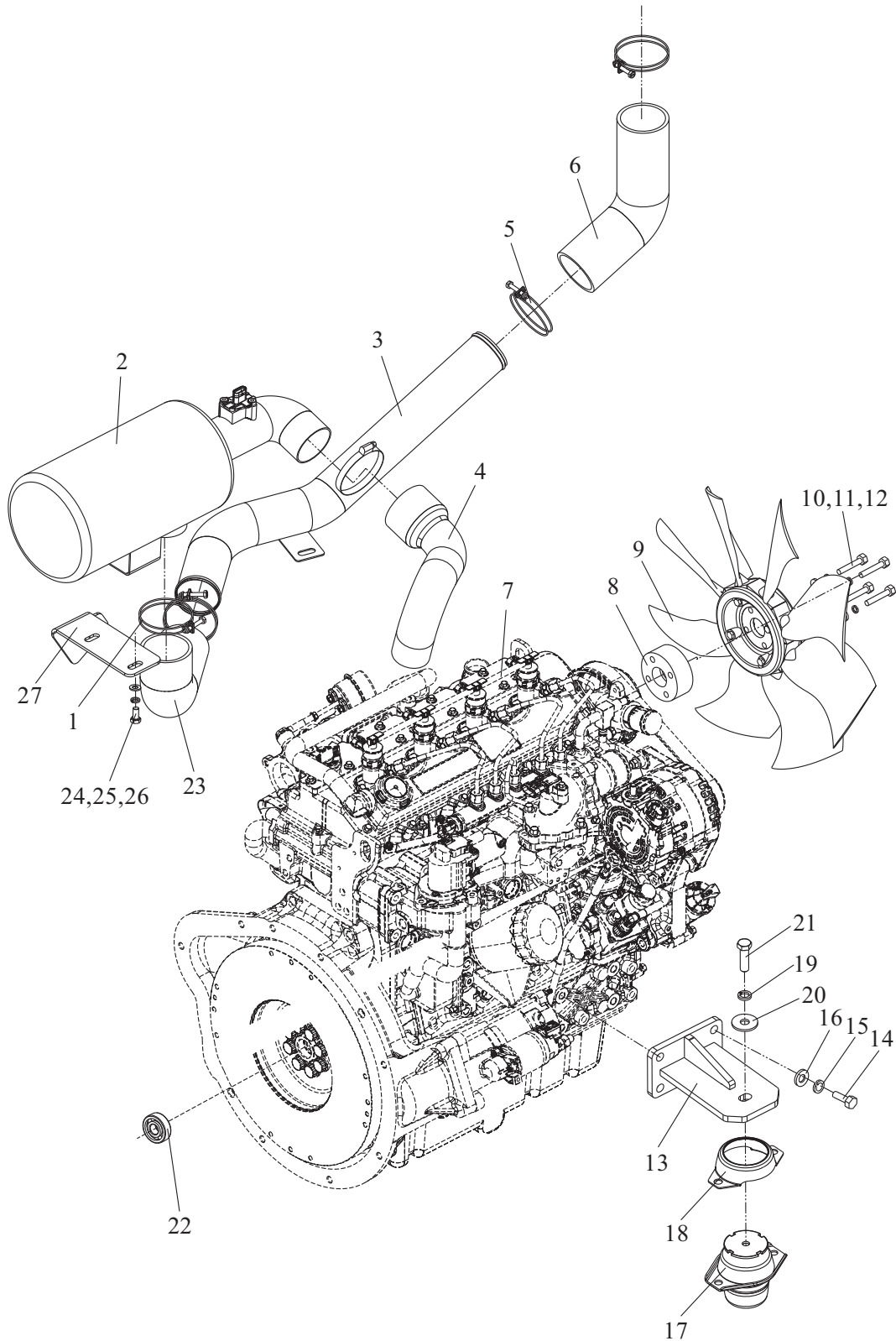
Engine mount

FD20,25RTC4-Y2

Item	Part No	Description	Q'ty	Remark
1	8JC18-07505	75×70 Clip	6	
2	Y25B5-10001	Hose, intake air	1	
3	Y25B5-10002	Intake steel pipe	1	
4	A30A5-11200	Air cleaner	1	
5	Y25D5-10004	Hose, intake air	1	
6	A30H5-10200	4TNE98 Engine	1	
-	A30H5-10700	4TNE98 Engine	1	
7	Y25D5-10100L	Left engine support	1	
8	GB/T97.1	M 8 Washer	4	
9	GB/T93	8 Washer, Lock	4	
10	GB/T5783	M8×12 Bolt	2	
11	GB/T5783	M8×20 Bolt	2	
12	GB/T 96	M 12 Washer	2	
13	GB/T93	M 12 Washer, Lock	2	
14	GB/T5783	M12×40 Bolt	2	
15	Y25D5-10100R	Right engine support	1	
16	A30EG5-10400	Rubber pad	2	
17	A30EG5-10001	Steel protective shell	2	
18	GB/T5783	M10×30 Bolt	8	
19	GB/T93	M10 Washer, Lock	8	
20	GB/T97.1	M10 Washer	8	
21	Y25D5-10200	Air cleaner bracket	1	
22	Y25B5-10003	Hose, intake air	1	

Engine mount

FD20,25RTC4-DS1



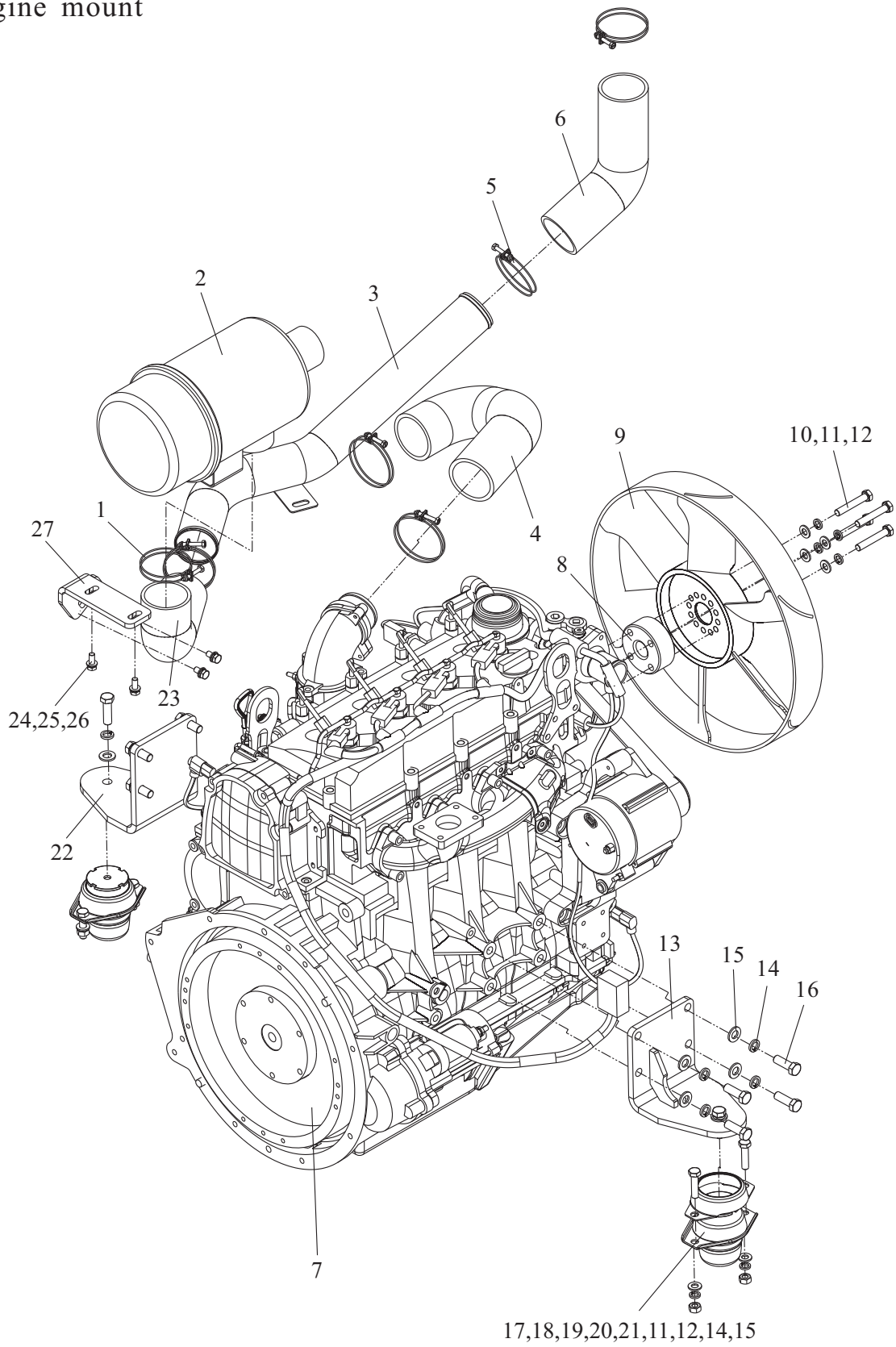
Engine mount

FD20,25RTC4-DS1

Item	Part No	Description	Q'ty	Remark
1	8JC18-09010	90×80 Clip	2	
2	A30DL5-10100	Air cleaner	1	
3	Y25E5-10100	Steel pipe	1	
4	Y25E5-10002	Hose, intake air	1	
5	8JC18-07505	75×70 Clip	3	
6	Y25B5-10001	Hose, intake air	1	
7	A30DL5-11000	D24 Engine	1	
8	Y25E5-10003	Fan seat	1	
9	A30DL5-10003	420 Fan	1	
10	GB/T5783	M6×20 Bolt	4	
11	GB/T93	M6 Washer, Lock	4	
12	GB/T97.1	M6 Washer	4	
13	Y25E5-10200	Engine support	2	
14	GB/T5783	M12×25 Bolt	8	
15	GB/T93	M 12 Washer, Lock	8	
16	GB/T97.1	M 12 Washer	8	
17	A30EG5-10400	Rubber pad	2	
18	A30EG5-10001	Steel protective shell	2	
19	GB/T93	M 12 Washer, Lock	2	
20	GB/T 96	M 12 Washer	2	
21	GB/T5783	M12×40 Bolt	2	
22	6902	Deep groove ball bearing	1	
23	Y25E5-10001	Hose, intake air	1	
24	GB/T5783	M8×20 Bolt	2	
25	GB/T93	M 8 Washer, Lock	6	
26	GB/T97.1	M8 Washer	6	
27	Y25E1-10300	Air cleaner bracket	1	

Engine mount

FD20,25RTC4-KMS17



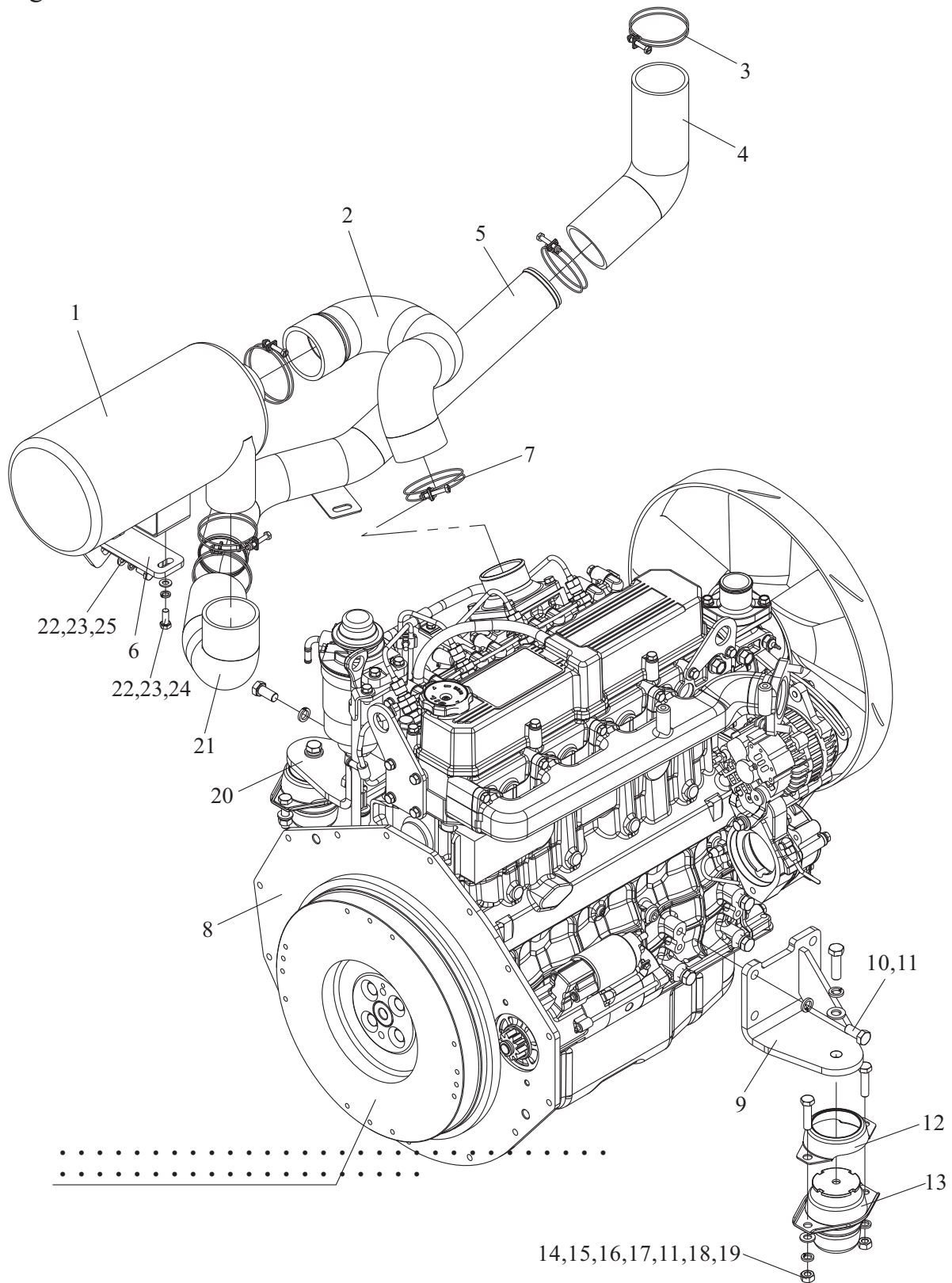
Engine mount

FD20,25RTC4-KMS17

Item	Part No	Description	Q'ty	Remark
1	8JC18-09010	90×80 Clip	2	
2	A30DK5-10100	Air cleaner	1	
3	Y25B5-10002	Intake steel pipe	1	
4	Y25F5-10001	Hose, intake air	1	
5	8JC18-07505	75×70 Clip	5	
6	Y25B5-10001	Hose, intake air	1	
7	A30AD5-10100	QSF2.8t3NA60 Engine	1	
8	A30AB5-10002	Fan seat	1	
9	A30AB5-10200	Fan	1	
10	GB/T5783	M10×60 Bolt	8	
11	GB/T93	M10 Washer, Lock	8	
12	GB/T97.1	M10 Washer	8	
13	Y25F5-10200	Left engine support	1	
14	GB/T93	M 12 Washer, Lock	8	
15	GB/T97.1	M 12 Washer	8	
16	GB/T5783	M12×35 Bolt	8	
17	A30EG5-10001	Steel protective shell	2	
18	GB/T5783	M12×40 Bolt	2	
19	A30EG5-10400	Rubber pad	2	
20	GB/T5783	M10×40 Bolt	8	
21	GB/T6170	M10 Nut	4	
22	Y25F5-10300	Right engine support	1	
23	Y25B5-10003	Hose, intake air	1	
24	GB/T5783	M8×20 Bolt	2	
25	GB/T93	M 8 Washer, Lock	6	
26	GB/T97.1	M 8 Washer	6	
27	Y25F1-10002	Air cleaner bracket	1	

Engine mount

FD20,25RTC4-S2/S5



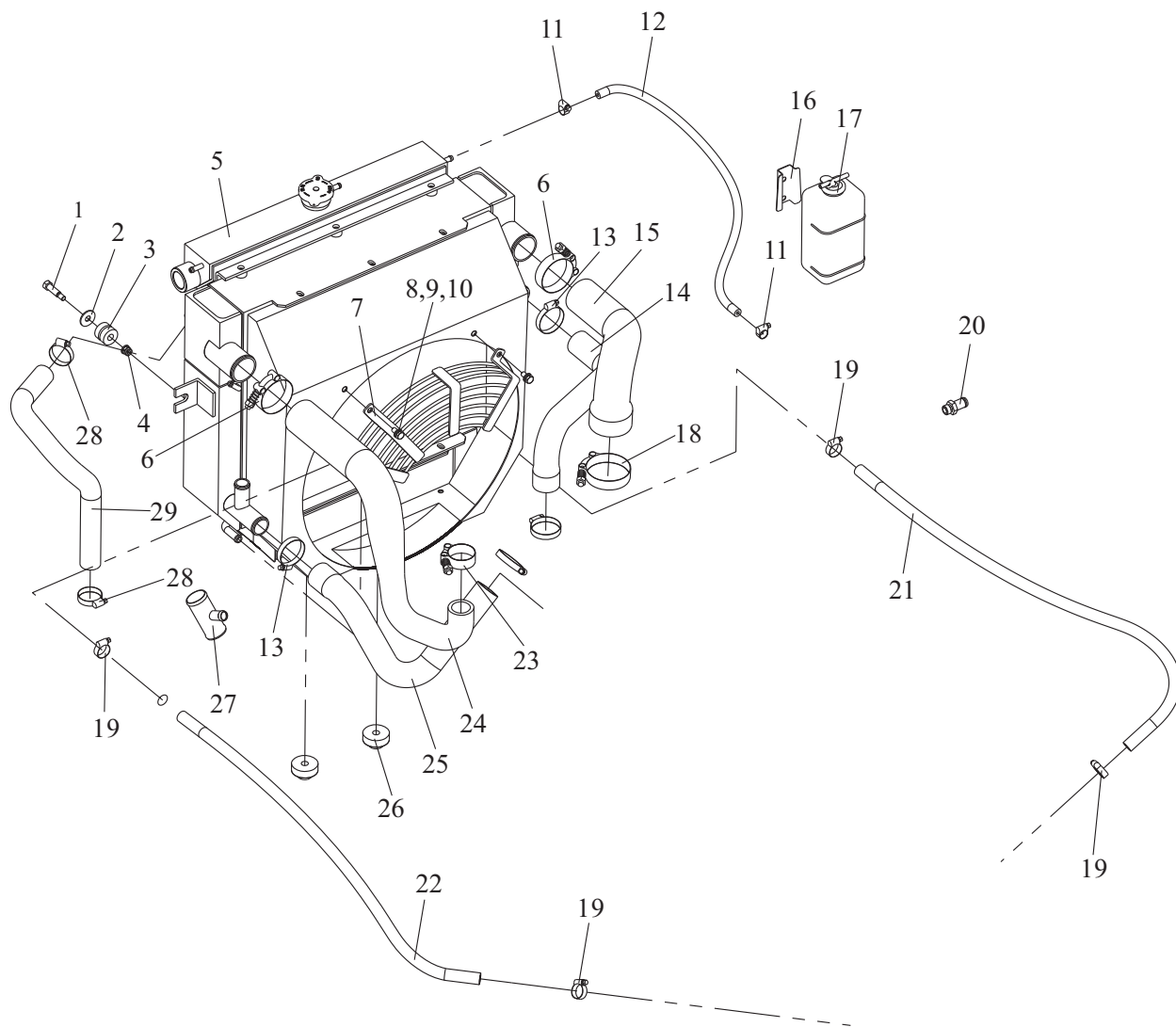
Engine mount

FD20,25RTC4-S2/S5

Item	Part No	Description	Q'ty	Remark
1	A30DA5-10200	Air cleaner	1	
2	Y25G5-10001	Hose, intake air	1	
3	8JC18-07505	75×70 Clip	4	
4	Y25B5-10001	Hose, intake air	1	
5	Y25B5-10002	Intake steel pipe	1	
6	Y25F1-10002	Air cleaner bracket	1	
7	8JC18-08005	80×75 Clip	2	
8	A30BA5-10200	S4S-474 Engine	1	
9	Y25G5-10100L	Left engine support	1	
10	GB/T5783	M12×25 Bolt	8	
11	GB/T93	M12 Washer, Lock	10	
12	A30EG5-10001	Steel protective shell	2	
13	A30EG5-10400	Rubber pad	2	
14	GB/T6170	M10 Nut	4	
15	GB/T93	M10 Washer, Lock	4	
16	GB/T5783	M10×40 Bolt	4	
17	GB/T97.1	M12 Washer	2	
18	GB/T5783	M12×40 Bolt	2	
19	GB/T97.1	M10 Washer	4	
20	Y25G5-10100R	Right engine support	1	
21	Y25C5-10003	Hose, intake air	1	
22	GB/T97.1	M8 Washer	4	
23	GB/T93	M8 Washer, Lock	4	
24	GB/T5783	M8×20 Bolt	2	
25	GB/T5783	M8×12 Bolt	2	

Cooling system

FD20,25RTC4-KL1

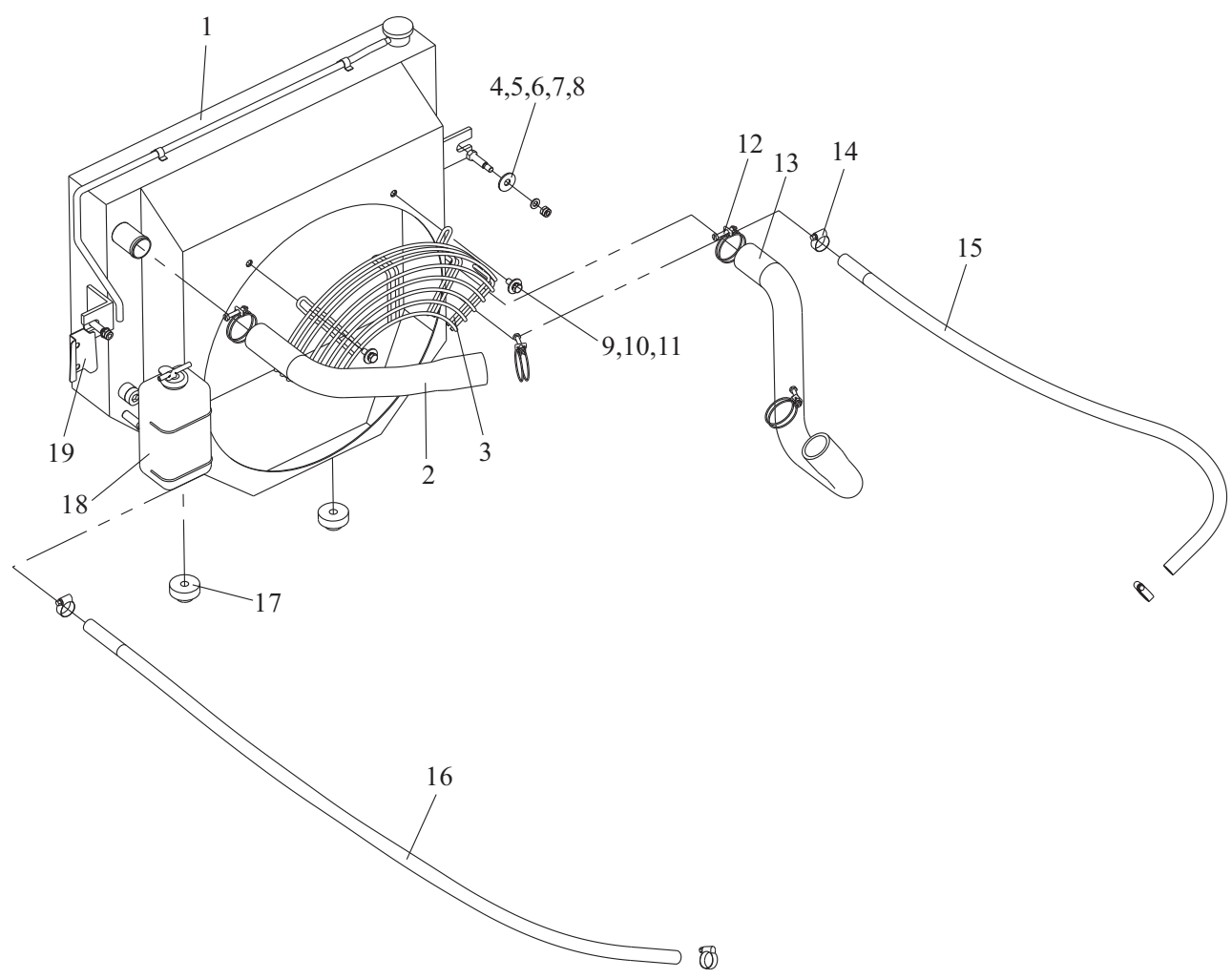


Cooling system

FD20,25RTC4-KL1

Item	Part No	Description	Q'ty	Remark
1	A30A5-40005	Bolt	2	
2	A30A5-20003	Gasket	2	
3	A30A5-40004	II Rubber mat	2	
4	GB/T889. 1	M8 Nut	2	
5	Y25B5-40100	Radiator	1	
6	JB/T8870	T 65×57 Clip	2	
7	A30BN5-40110	Fan retainer	1	
8	GB/T5783	M8×16 Bolt	2	
9	GB/T93	M8 Washer, lock	2	
10	GB/T97.1	M8 Washer	4	
11	JB/T8870	16×10 Clip	2	
12	TG000-08065	M8×650 Hose L. P.	1	
13	JB/T8870	50×32 Clip	4	
14	A30DK5-40003	Hose rubber	1	
15	A30DK5-40002	Outlet pipe	1	
16	A45L5-40210	Deputy Cisterns Bracket 副水箱	1	
17	A45L5-40200	Deputy Cisterns	1	
18	JB/T8870	T 75×67 Clip	1	
19	JB/T8870	25×16 Clip	4	
20	GJT-247-00	Nipple	1	
21	TG000-12120	12×1200 Hose L. P	1	
22	TG000-12140	12×1400 Hose L. P. T	1	
23	JB/T8870	46×38 Clip	1	
24	A30DK5-40001	Inlet pipe	1	
25	A30DK5-40004	Hose rubber	1	
26	A30A5-40003	I Rubber mat	2	
27	T20G1-20015	Tee joint	1	
28	JB/T8870	40×25 Clip	2	
29	A30DK5-40005	Hose	1	

Cooling system FD30,35RT4-X63

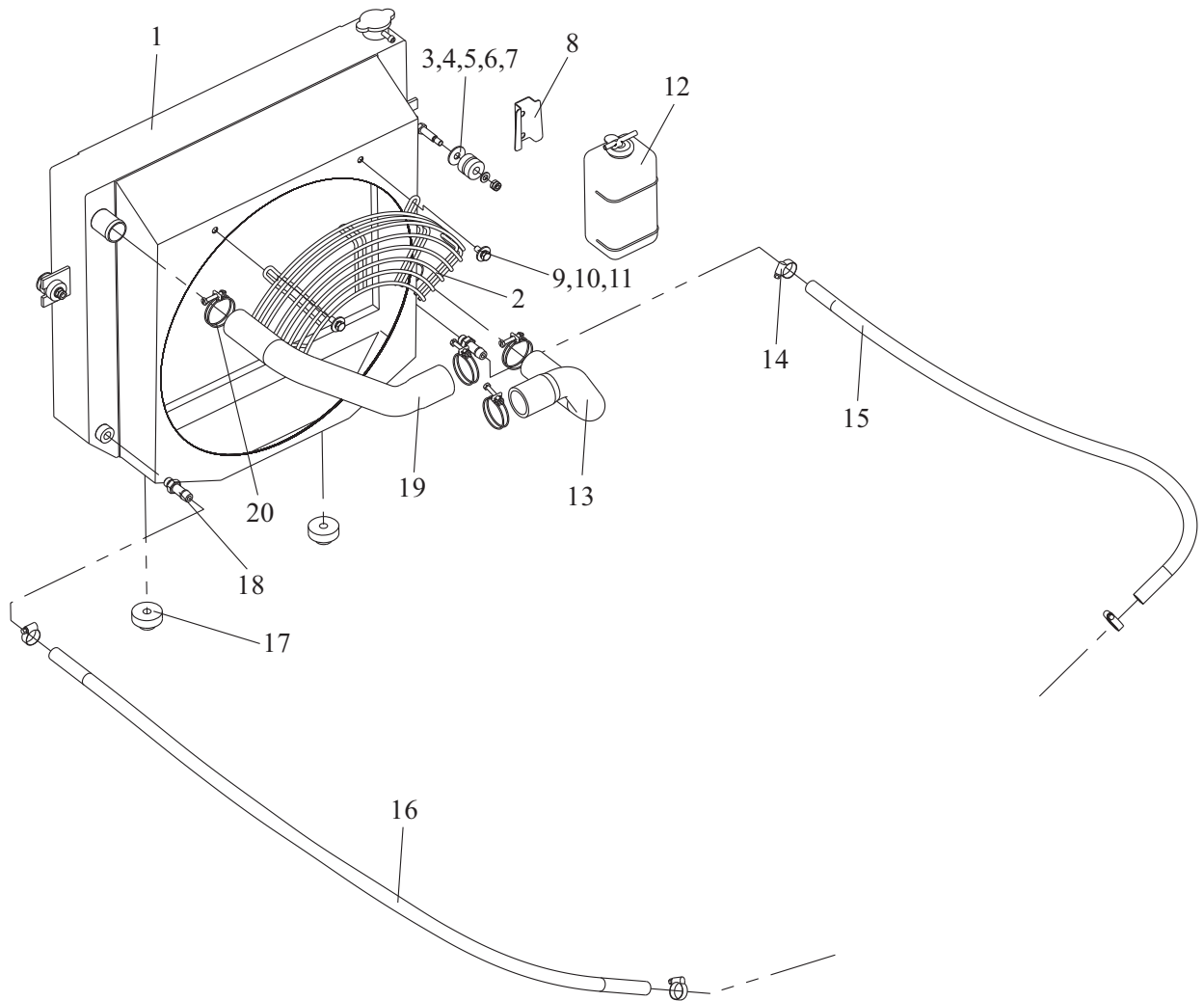


Cooling system FD30,35RT4-X63

Item	Part No	Description	Q'ty	Remark
1	Y25C5-40100	Radiator	1	
2	Y25C5-40002	Hose rubber	1	
3	A30E5-40110	Fan retainer	1	
4	GB/T889. 1	M8 Nut	2	
5	GB/T97.1	M8 Washer	2	
6	A30A5-40004	Rubber mat	2	
7	A30A5-20003	Gasket	2	
8	A30A5-40005	Bolt	2	
9	GB/T5783	M8×20 Bolt	2	
10	GB/T93	M8 Washer, lock	2	
11	GB/T96	M8 Washer	2	
12	8JC18-04808	48×40 Clip	4	
13	Y25C5-40001	Hose rubber	1	
14	JB/T8870	M25×16 Clip	4	
15	TG000-12120	12×1200 Hose L. P.	1	
16	TG000-12140	12×1400 Hose L. P.	1	
17	A30A5-40003	Rubber mat	2	
18	A45L5-40200	Deputy Cisterns	1	
19	A45L5-40210	Deputy Cisterns Bracket	1	

Cooling system

FD30,35RT4-Y2

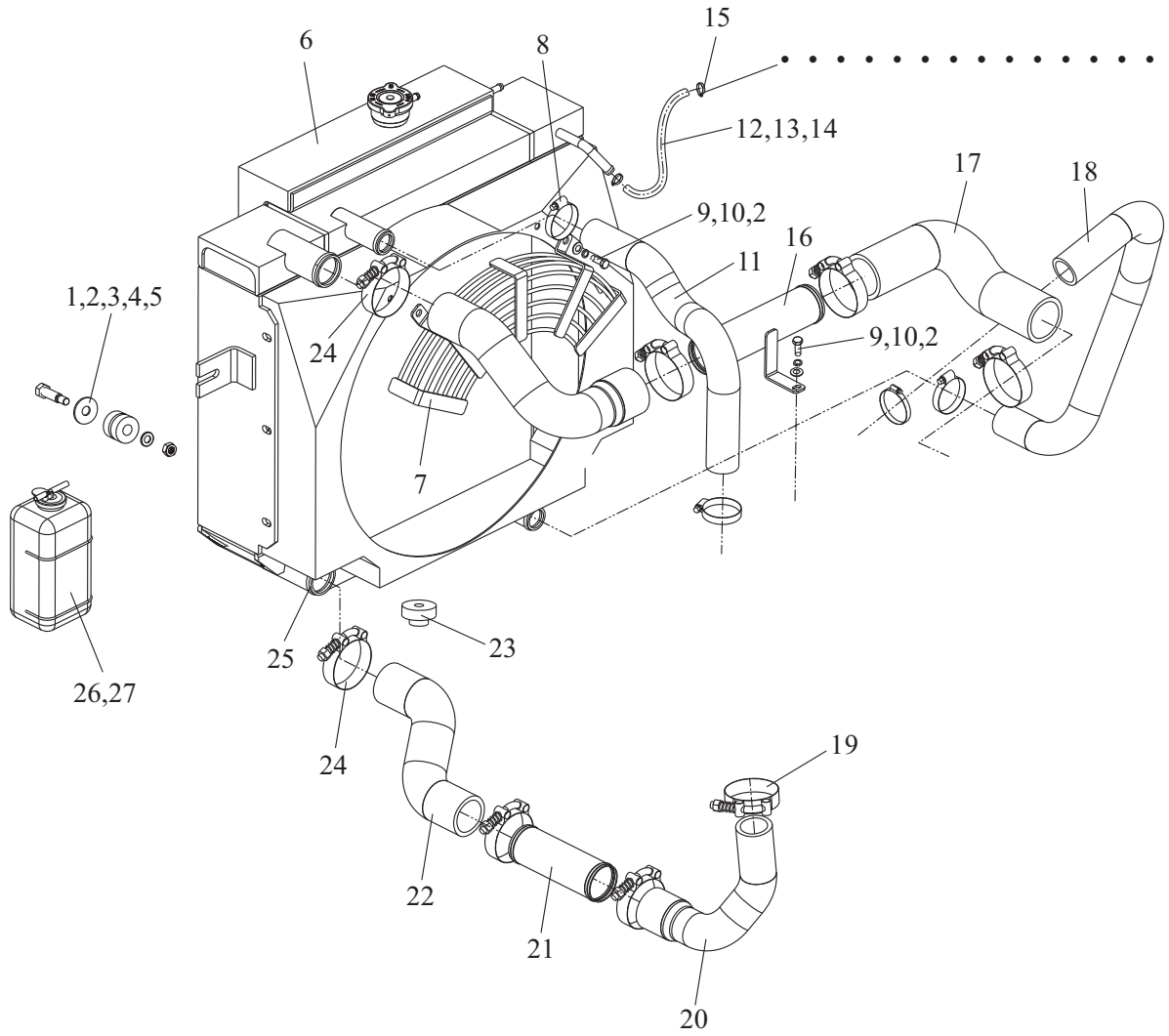


Cooling system FD30,35RT4-Y2

Item	Part No	Description	Q'ty	Remark
1	A30DA5-40300	Radiator	1	
2	A30E5-40110	Fan retainer	1	
3	A30A5-40005	Bolt	2	
4	A30A5-20003	Gasket	2	
5	A30A5-40004	Rubber mat	2	
6	GB/T97.1	M8 Washer	2	
7	GB/T889. 1	M8 Nut	2	
8	A45L5-40210	Deputy Cisterns Bracket	1	
9	GB/T5783	M8×20 Bolt	2	
10	GB/T93	M8 Washer, lock	2	
11	GB/T96	M8 Washer	2	
12	A45L5-40200	Deputy Cisterns	1	
13	A30DA5-40002	Hose rubber	1	
14	JB/T8870	25×16 Clip	4	
15	TG000-12120	12×1200 Hose L. P.	1	
16	TG000-12140	12×1400 Hose L. P.	1	
17	A30A5-40003	Rubber mat	2	
18	GJT-272-00	Nipple	2	
19	A30DA5-40001	Hose rubber	1	
20	8JC18-04808	48×40 Clip	4	

Cooling system

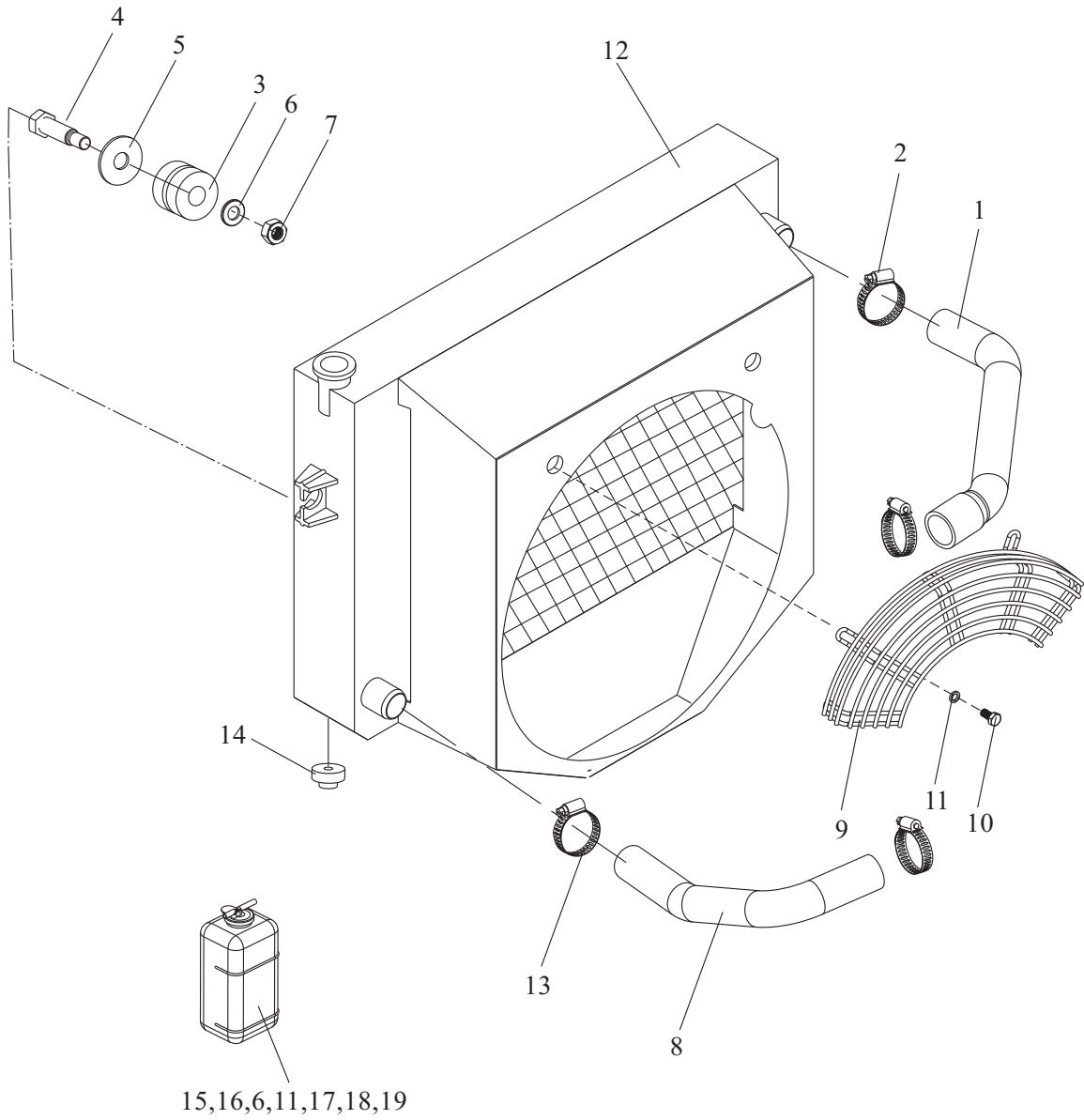
FD30,35RT4-DS1



Cooling system FD30,35RT4-DS1

Item	Part No	Description	Q'ty	Remark
1	GB/T889.1	M8 Nut	2	
2	GB/T97.1	M8 Washer	5	
3	A30A5-40004	Rubber mat	2	
4	A30A5-20003	Gasket	2	
5	A30A5-40005	Bolt	2	
6	Y25E5-40100	Radiator	1	
7	A30BN5-40110	Fan retainer	1	
8	JB/T8870	50×32 Clip	4	
9	GB/T5783	M8×16 Bolt	3	
10	GB/T93	M8 Washer, lock	3	
11	Y25E5-40001	Hose rubber	1	
12	TG000-10240	M10×2400 Hose	1	
13	TQ000-08025	M8×250 Strapping tape	2	
14	JB/T982	M14 Combination pad	2	
15	JB/T8870	M16×10 Clip	4	
16	A30DL5-40008	Outlet steel pipe	1	
17	A30DL5-40007	Intake pipe II	1	
18	Y25E5-40002	Hose rubber	1	
19	JB/T8870	52×45 Clip	1	
20	A30DL5-40003	Intake pipe I	1	
21	A30DL5-40005	Intake Pipe	1	
22	Y25E5-40003	Intake pipe	1	
23	A30A5-40003	Rubber mat	2	
24	JB/T8870	65×57 Clip	7	
25	Y25E5-40004	Outlet pipe	1	
26	A45L5-40210	Deputy Cisterns Bracket	1	
27	A45L5-40200	Deputy Cisterns	1	

Cooling system FD30,35RT4-KMS17

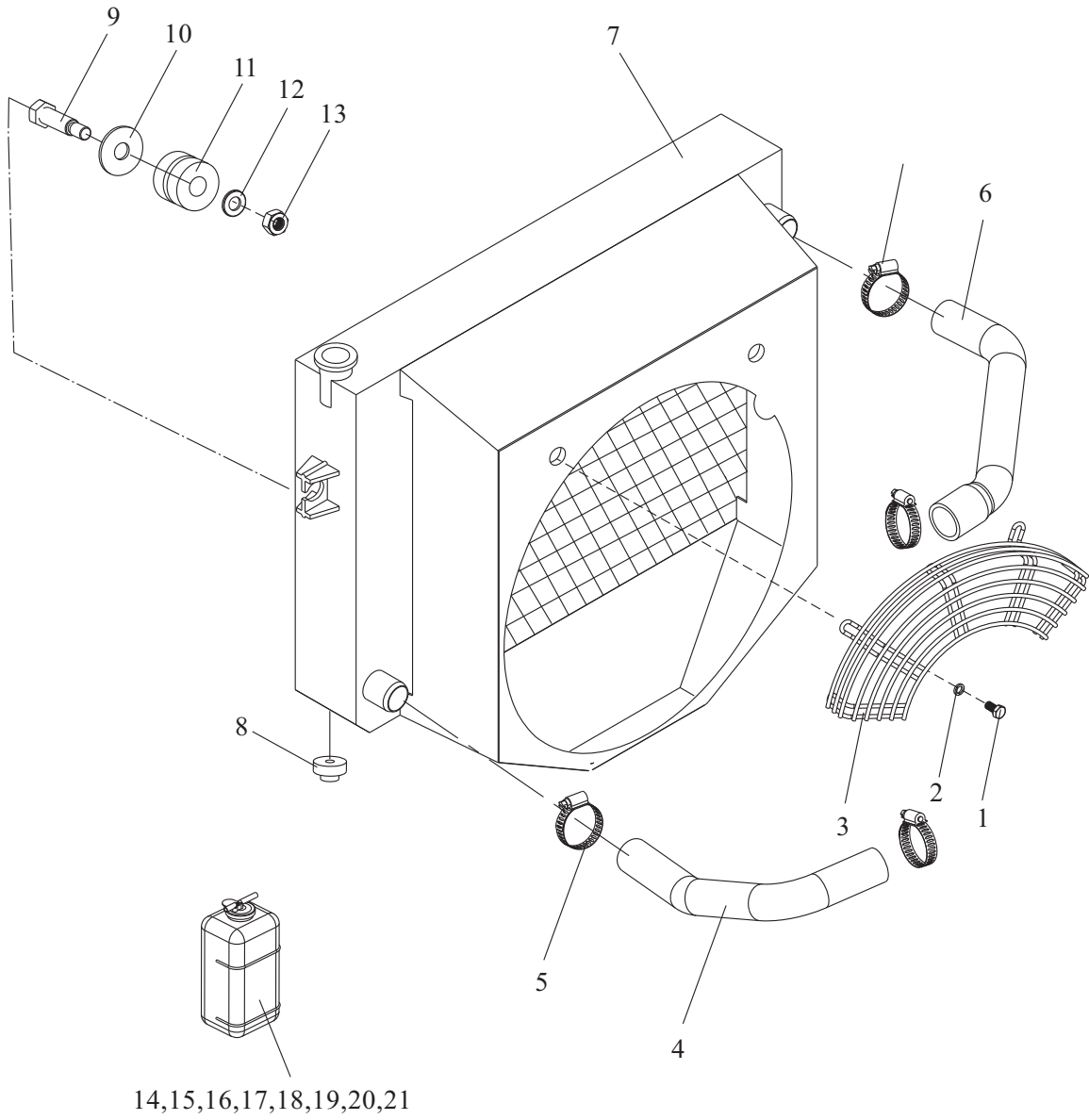


Cooling system FD30,35RT4-KMS17

Item	Part No	Description	Q'ty	Remark
1	Y25F5-40001	Hose rubber	1	
2	JB/T8870	50×32 Clip	3	
3	A30A5-40004	Rubber mat	2	
4	A30A5-40005	Bolt	2	
5	A30A5-20003	Gasket	2	
6	GB/T97.1	8M Washer	2	
7	GB/T889. 1	M8 Nut	2	
8	Y25F5-40002	Hose rubber	1	
9	A30BC5-40210	Fan retainer	1	
10	GB/T5783	M8×16 Bolt	4	
11	GB/T93	M8 Washer, lock	4	
12	Y25F5-40100	Radiator	1	
13	JB/T8870	51×35 Clip	1	
14	A30A5-40003	Rubber mat	2	
15	8JB25-01108	Hoop	2	
16	TG000-06100	6×1000 Hose	1	
17	GB/T5783	M8×20 Bolt	2	
18	A45L5-40200	Deputy Cisterns	1	
19	A45L5-40210	Deputy Cisterns Bracket	1	

Cooling system

FD30,35RT4-S2/S5

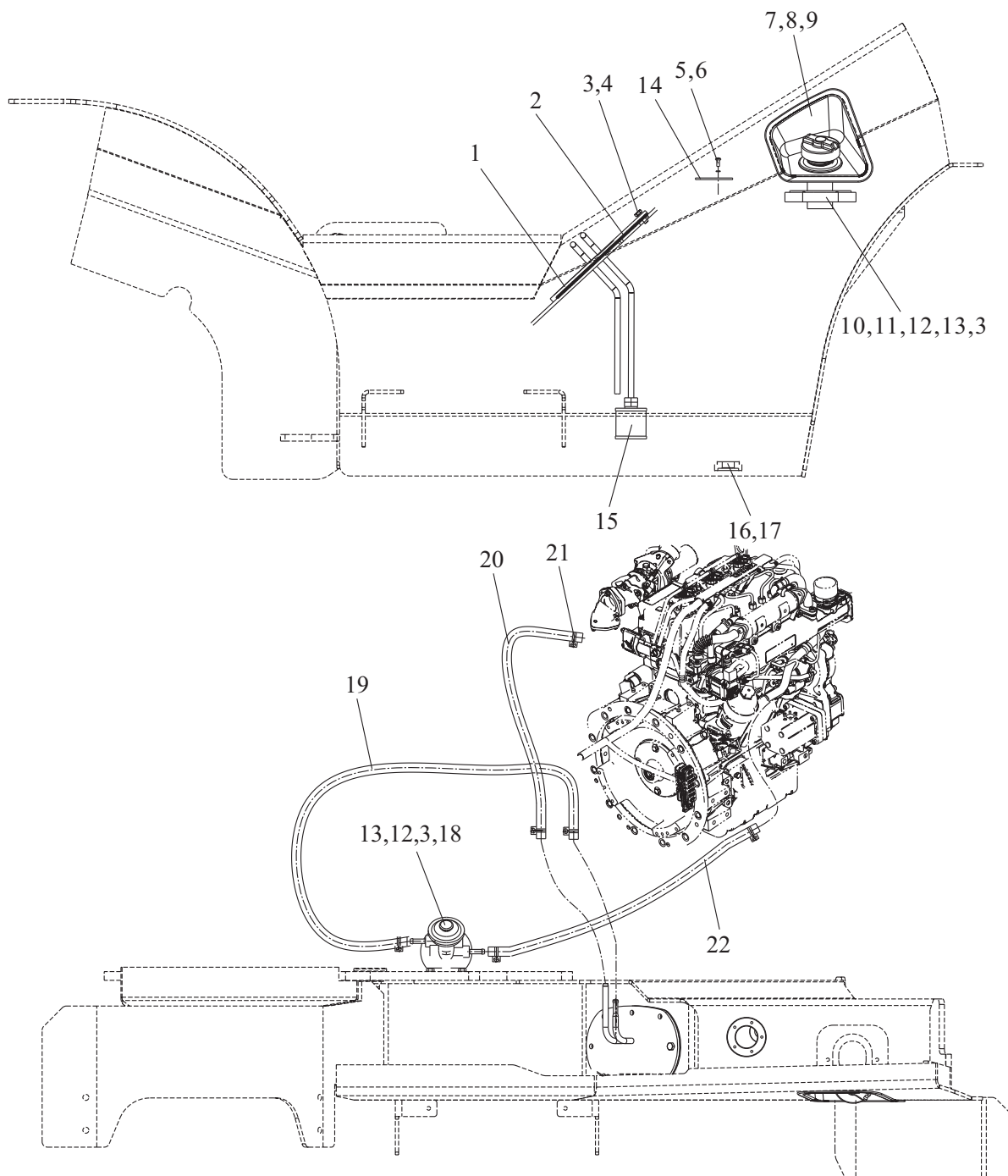


Cooling system FD30,35RT4-S2/S5

Item	Part No	Description	Q'ty	Remark
1	GB/T5783	M8×16 Bolt	2	
2	GB/T93	M8 Washer, lock	2	
3	A30E5-40110	Fan retainer	1	
4	A30DF5-40002	Hose rubber	1	
5	JB/T8870	50×32 Clip	4	
6	A30DF5-40001	Hose rubber	1	
-	A30DF5-40003	Hose rubber	1	
7	A30DF5-40100	Radiator	1	
8	A30A5-40003	Rubber mat	2	
9	A30A5-40005	Bolt	2	
10	A30A5-20003	Gasket	2	
11	A30A5-40004	Rubber mat	2	
12	GB/T97.1	M8 Washer	2	
13	GB/T889. 1	M8 Nut	2	
14	A45L5-40210	Deputy Cisterns Bracket	1	
15	A45L5-40200	Deputy Cisterns	1	
16	GB/T5783	M8×20 Bolt	2	
17	GB/T93	M8 Washer, lock	2	
18	GB/T97.1	M8 Washer	2	
19	GB/T6177. 1	M8 NUT	2	
20	TG000-06100	6×1000 Hose	1	
21	8JB25-01108	Hoop	2	

Fuel system

FD30,35RT4-KL1/X63/Y2



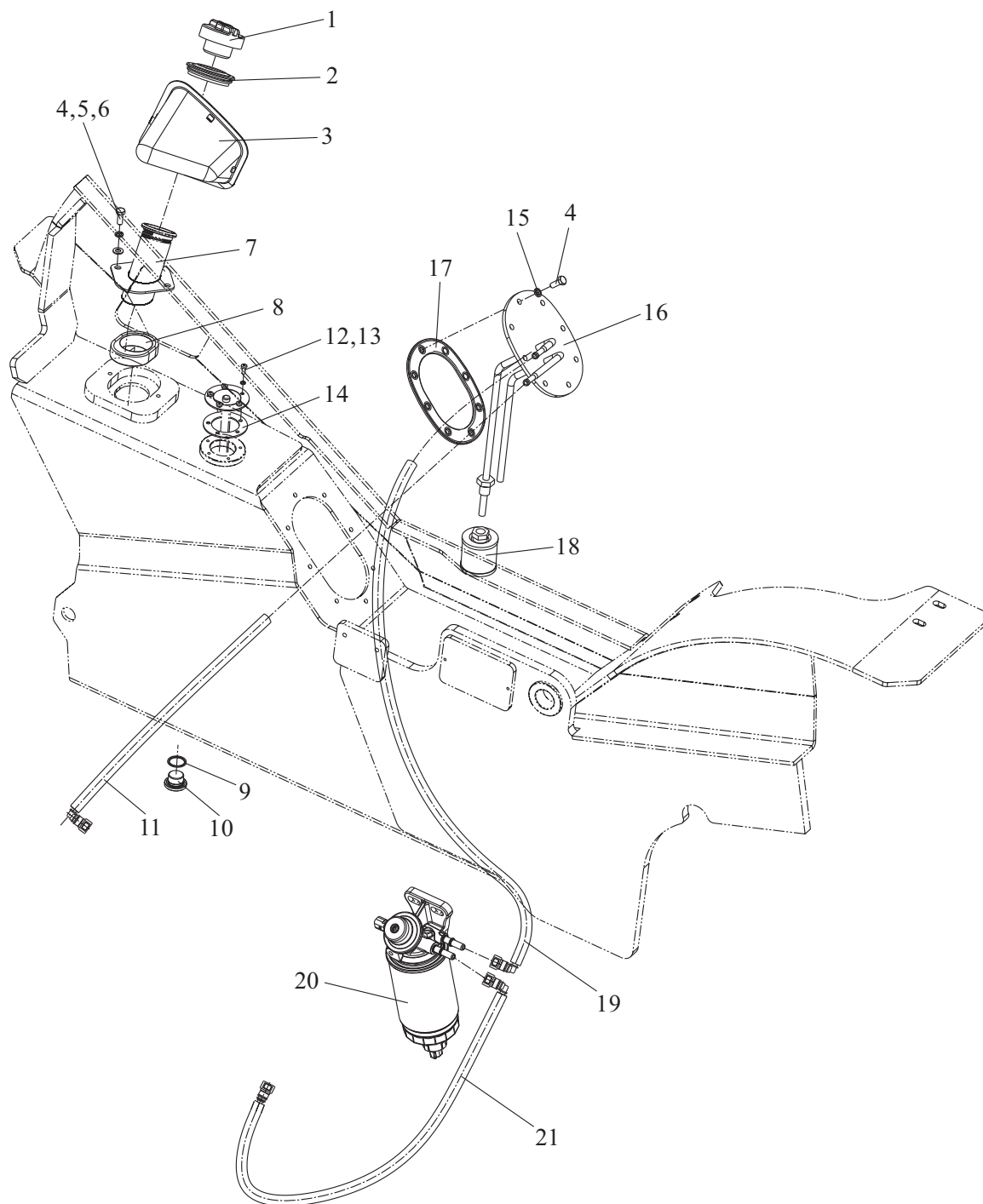
Fuel system

FD30,35RT4-KL1/X63/Y2

Item	Part No	Description	Q'ty	Remark
1	A30DA5-30300	Plate	1	
2	A30DA5-30002	Packing	1	
3	GB/T5783	M8×20 Bolt	12	
4	JB/T982	M8 Combination pad	10	
5	GB/T823	M5×12 Screw弹垫 5	5	
6	GB/T93	Washer, lock	5	
7	A22B2-30003	Rubber sheath	1	
8	A30DA5-30001	Cap	1	
9	Y25B5-30100	Fuel pipe ass'y	1	
10	A30A5-30100	The gas cap	1	
11	A22B5-30002	Sealant block	1	
12	GB/T93	M8 Washer, lock	4	
13	GB/T97.1	M8 Washer	4	
14	A30A5-30002	Washer	1	
15	A30A5-30400	Diesel Filter	1	
16	A30A4-50004	seal ring	1	
17	A30A4-50002	Plug,drain	1	
18	A30BN5-30100	Oil water separator	1	
19	TG000-08080	M8×800 Fuel pipe	1	
20	TG000-08100	M8×1000 Fuel pipe	1	
21	JB/T8870	M10×16 Clip	6	
22	TG000-08120	M8×1200 Fuel pipe	1	

Fuel system

FD30,35RT4-DS1



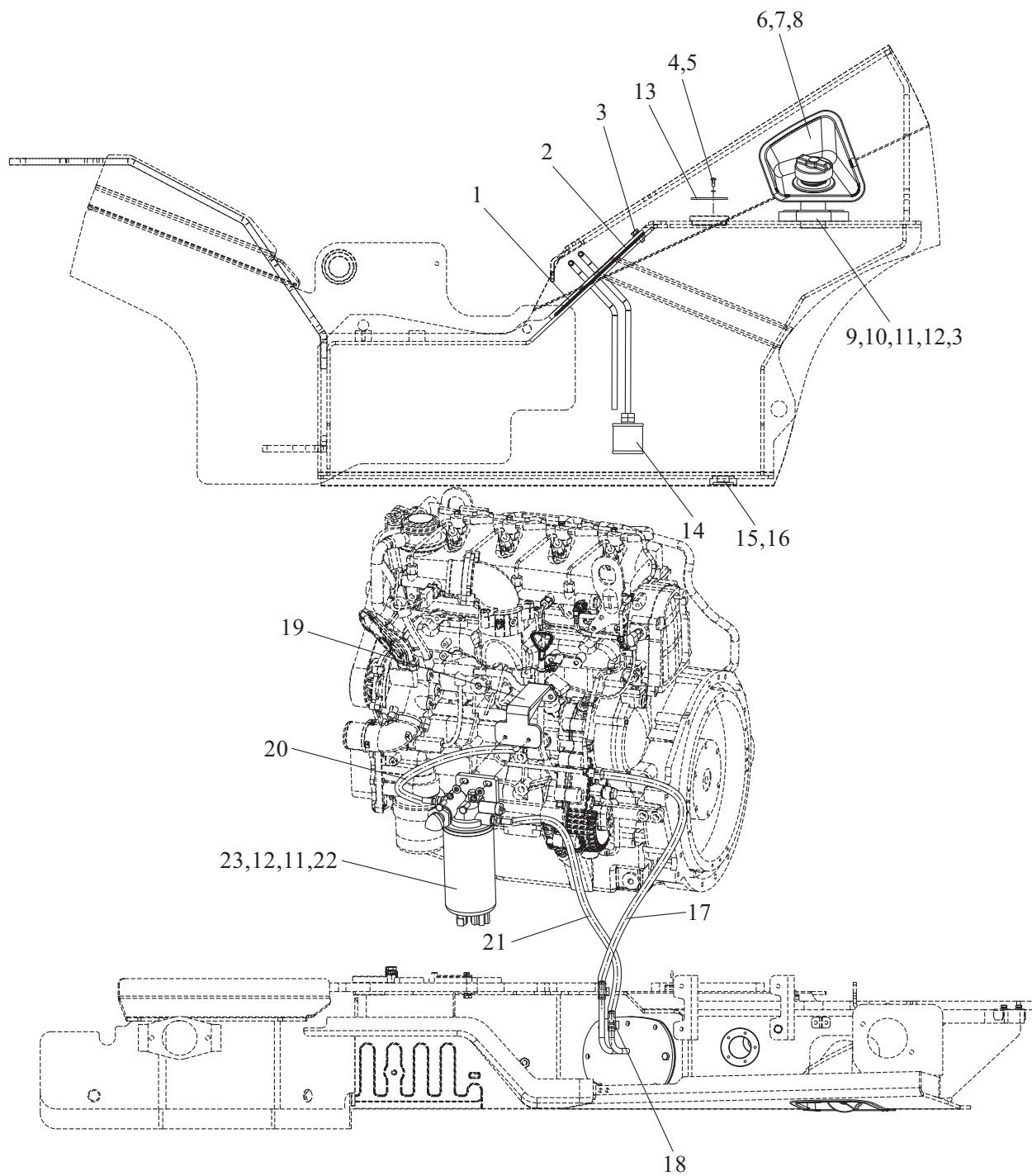
Fuel system

FD30,35RT4-DS1

Item	Part No	Description	Q'ty	Remark
1	A30A5-30100	Cap	1	
2	A22B2-30003	Rubber sheath	1	
3	A30DA5-30001	Cap	1	
4	GB/T5783	M8×20 Bolt	10	
5	GB/T93	M8 Washer, lock	2	
6	GB/T97.1	M8 Washer	2	
7	Y25B5-30100	Fuel pipe	1	
8	A22B5-30002	Sealant block	1	
9	A30A4-50004	M26 seal ring	1	
10	A30A4-50002	Plug,drain	1	
11	Y25E5-30003	Fuel pipe	1	
12	GB/T823	M5×12 Screw	5	
13	GB/T93	M5 Washer, lock	5	
14	A30A5-30002	Washer	1	
15	JB/T982	Combination pad	8	
16	A30DA5-30300	Plate	1	
17	A30DA5-30002	Packing	1	
18	A30A5-30400	Diesel Filter	1	
19	Y25E5-30001	Fuel pipe	1	
20	A30DL5-30100	Oil-Water Separator	1	
21	Y25E5-30002	Fuel pipe	1	

Fuel system

FD30,35RT4-KMS17



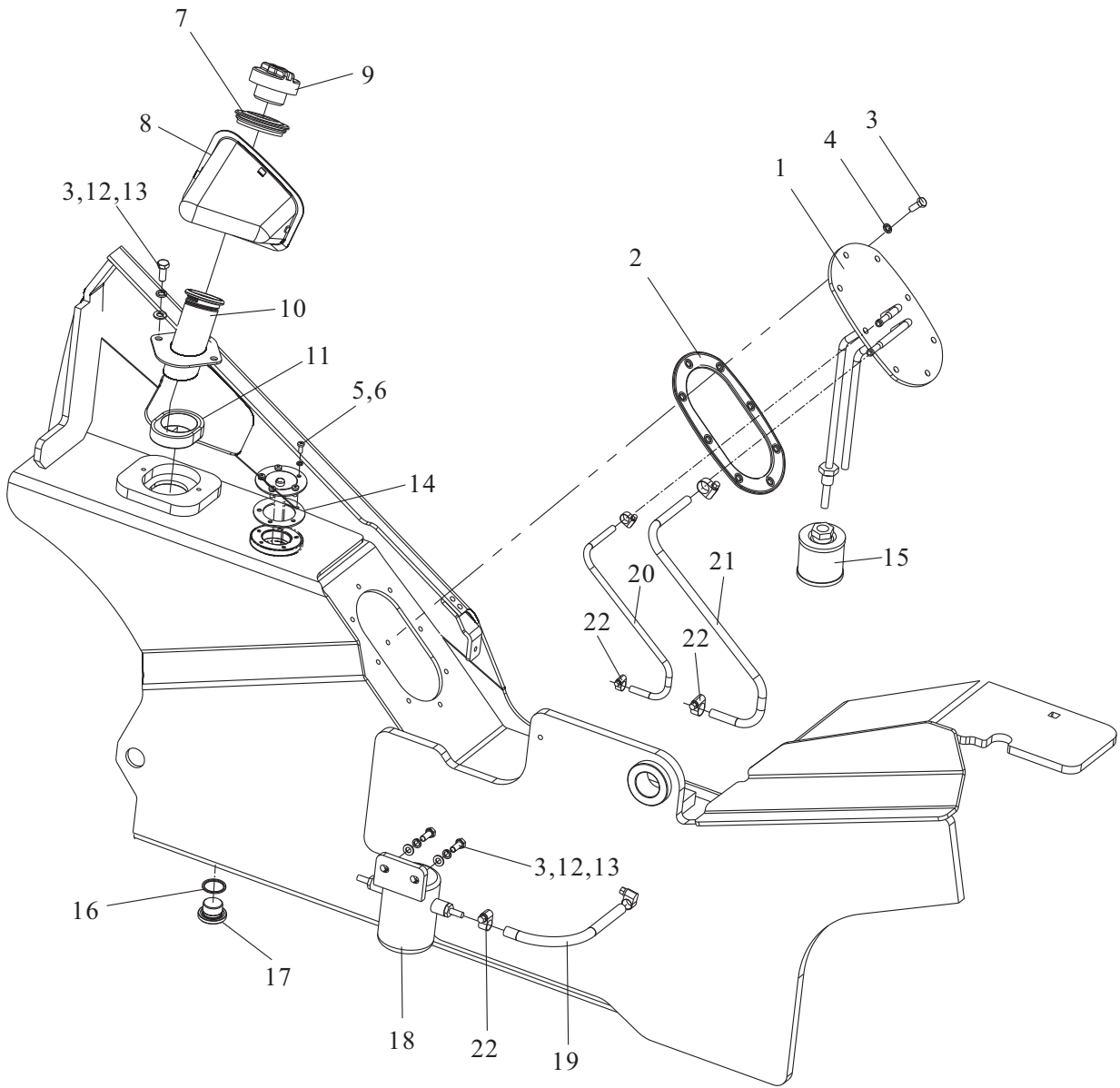
Fuel system

FD30,35RT4-KMS17

Item	Part No	Description	Q'ty	Remark
1	A30DA5-30300	Plate	1	
2	A30DA5-30002	Packing	1	
3	GB/T5783	M8×20 Bolt	12	
4	GB/T823	M5×12 Screw	5	
5	GB/T93	M5 Washer, lock	5	
6	A22B2-30003	Rubber sheath	1	
7	A30DA5-30001	Cap	1	
8	A30A5-30100	Cap	1	
9	Y25B5-30100	Fuel pipe	1	
10	A22B5-30002	Sealant block	1	
11	GB/T93	M8 Washer, lock	4	
12	GB/T97.1	M8 Washer	4	
13	A30A5-30002	Washer	1	
14	A30A5-30400	Diesel Filter	1	
15	A30A4-50004	M26 seal ring	1	
16	A30A4-50002	Plug, drain	1	
17	Y25F5-30003	Fuel pipe	1	
18	JB/T8870	M10×16 Clip	2	
19	Y25F5-30010	Bracket	1	
20	Y25F5-30002	Fuel pipe	1	
21	Y25F5-30001	Fuel pipe	1	
22	A30AB5-30100	Oil-Water Separator	1	
23	GB/T5783	M8×25 Bolt	2	

Fuel system

FD30,35RT4-S2/S5



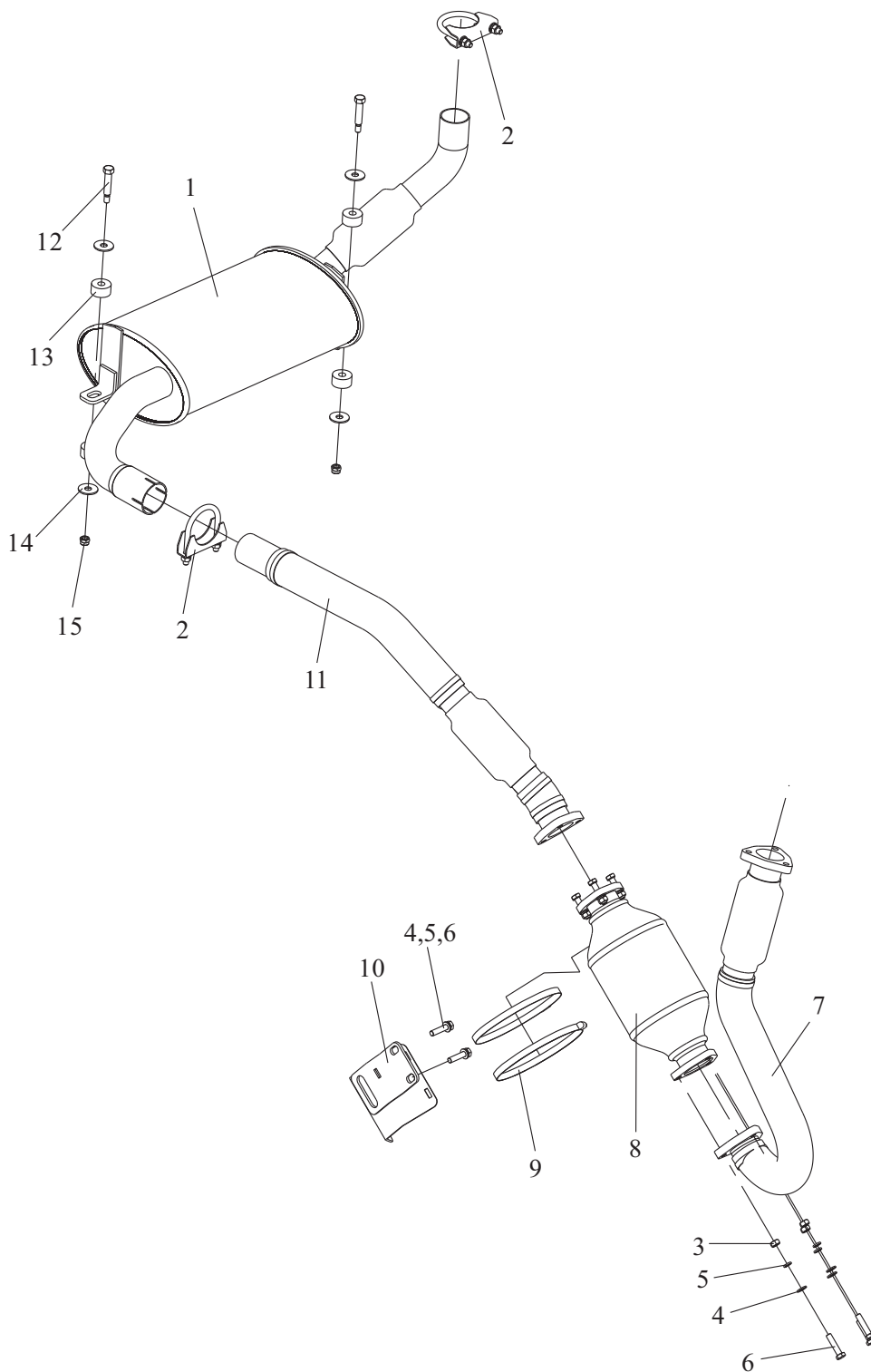
Fuel system

FD30,35RT4-S2/S5

Item	Part No	Description	Q'ty	Remark
1	A30DA5-30300	Plate	1	
2	A30DA5-30002	Packing	1	
3	GB/T5783	M8×20 Bolt	12	
4	JB/T982	Combination pad	10	
5	GB/T823	M5×12 Screw	5	
6	GB/T93	M5 Washer, lock	5	
7	A22B2-30003	Rubber sheath	1	
8	A30DA5-30001	Cap	1	
9	A30A5-30100	Cap	1	
10	Y25B5-30100	Fuel pipe	1	
11	A22B5-30002	Sealant block	1	
12	GB/T93	M8 Washer, lock	4	
13	GB/T97.1	M8 Washer	4	
14	A30A5-30002	Washer	1	
15	A30A5-30400	Diesel Filter	1	
16	A30A4-50004	M26 seal ring	1	
17	A30A4-50002	Plug, drain	1	
18	A50A5-30200	Diesel Filter	1	
19	TG000-08080	8×800 Fuel pipe	1	
20	TG000-08100	8×1000 Fuel pipe	1	
21	TG000-08120	8×1200 Fuel pipe	1	
22	JB/T8870	M10×16 Clip	6	

Exhaust system

FD30,35RT4-KL1



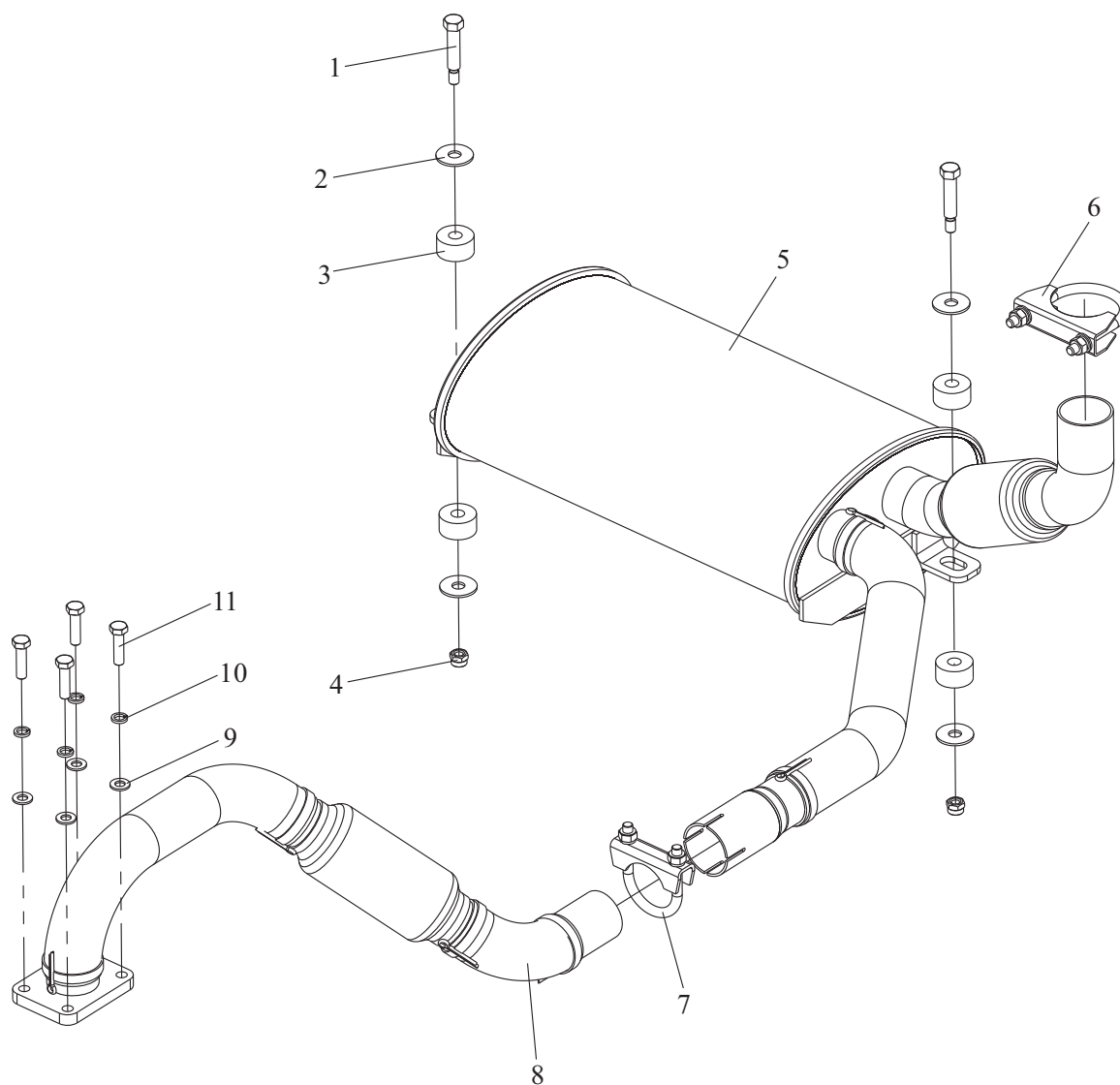
Exhaust system

FD30,35RT4-KL1

Item	Part No	Description	Q'ty	Remark
1	Y25B5-20100	Muffler	1	
2	A50A5-20200	Clamp	2	
3	GB/T 6170	M8 Nut	6	
4	GB/T 93	M8 Washer lock	8	
5	GB/T 97.1	M8 Washer	8	
6	GB/T 5783	M8×25 Bolt	8	
7	A30BN5-20100	Exhaust pipe	1	
8		Three way catalytic converter喉箍	1	
9	JB/T8870	150×130 Clip	2	
10	A30BN5-20500	Bracket	1	
11	A30DK5-20200	Exhaust pipe	1	
12	A30A5-20002	Bolt	2	
13	A30A5-20001	Rubber pad	4	
14	A30A5-20003	Shim	4	
15	GB/T889. 1	M8 Nut	2	

Exhaust system

FD30,35RT4-X63

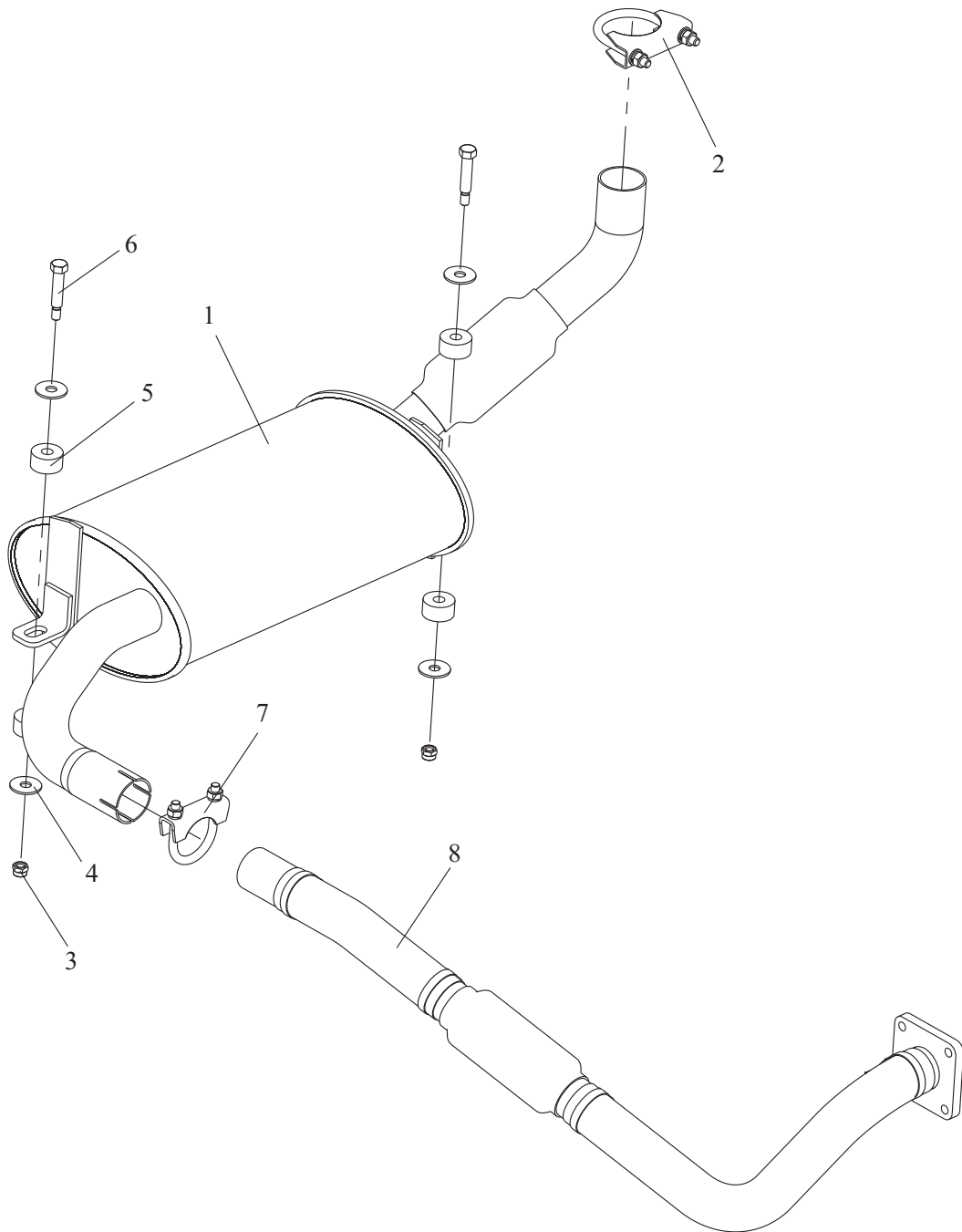


Exhaust system FD30,35RT4-X63

Item	Part No	Description	Q'ty	Remark
1	A30A5-20002	Bolt	2	
2	A30A5-20003	Shim	4	
3	A30A5-20001	Rubber pad	4	
4	GB/T889.1	M8 Nut	2	
5	Y25C5-20100	Muffler	1	
6	A50A5-20200	Clamp	1	
7	A30A5-20200	Clamp	1	
8	Y25C5-20200	Exhaust pipe	1	
9	GB/T 97.1	8 Washer	4	
10	GB/T 93	8 Washer lock	4	
11	GB/T 5783	M8×30 Bolt	4	

Exhaust system

FD30,35RT4-Y2

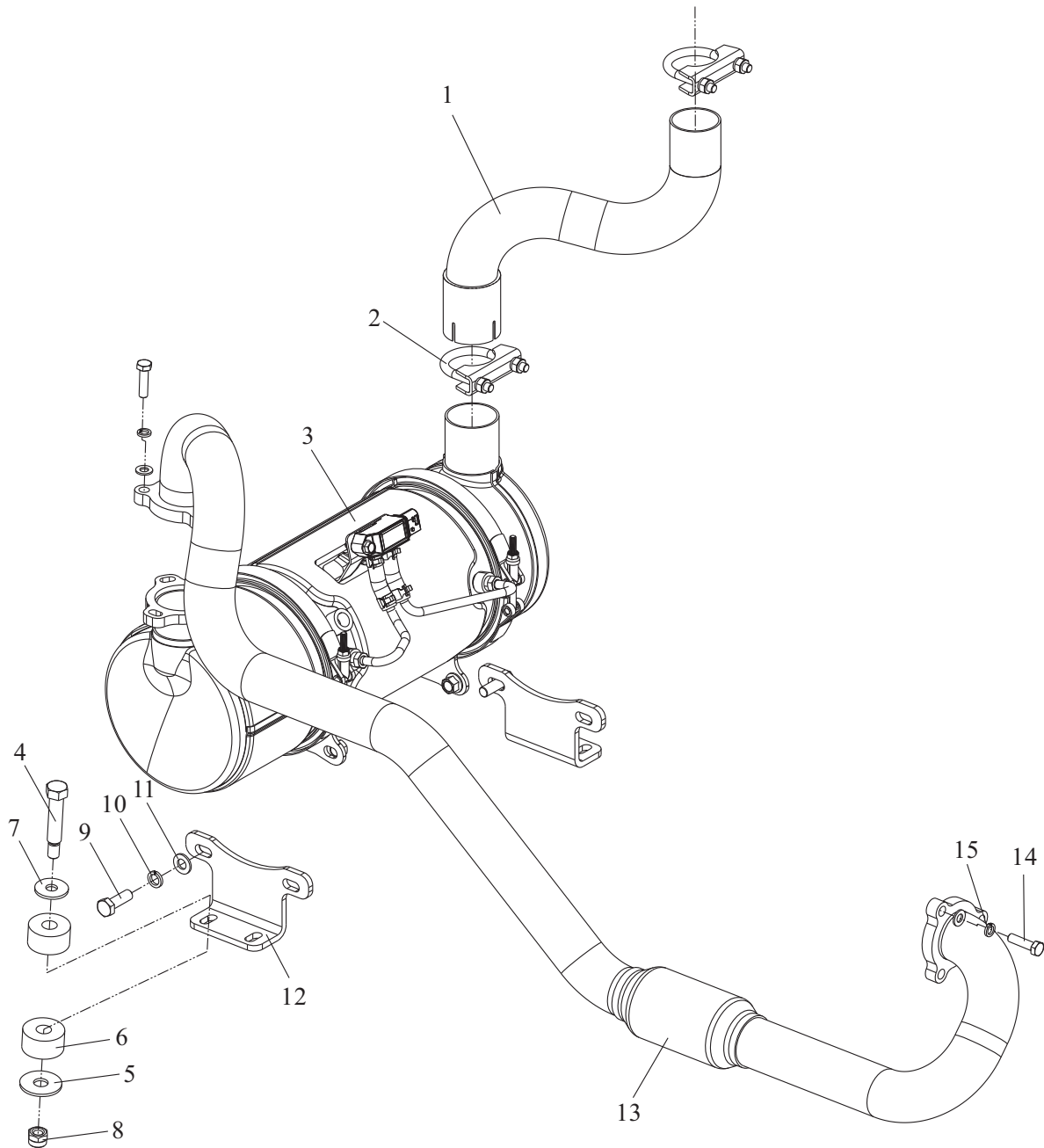


Exhaust system FD30,35RT4-Y2

Item	Part No	Description	Q'ty	Remark
1	Y25D5-20100	Muffler	1	
2	A50A5-20200	Clamp	1	
3	GB/T889. 1	M8 Nut	2	
4	A30A5-20003	Shim	4	
5	A30A5-20001	Rubber pad	4	
6	A30A5-20002	Bolt	2	
7	A30A5-20200	Clamp	1	
8	Y25C5-20200	Exhaust pipe	1	

Exhaust system

FD30,35RT4-DS1

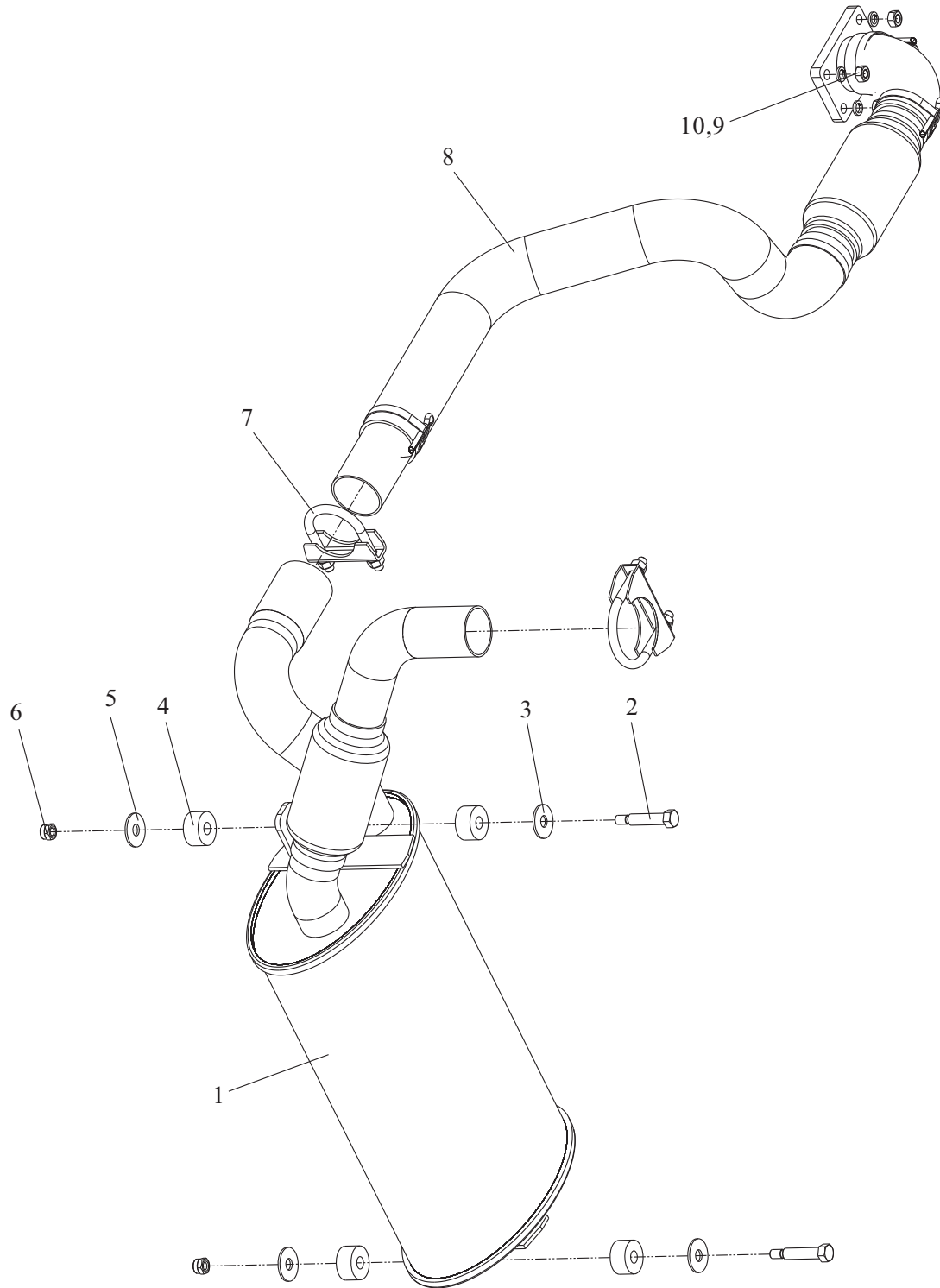


Exhaust system FD30,35RT4-DS1

Item	Part No	Description	Q'ty	Remark
1	Y25E5-20200	High exhaust pipe	1	
2	A30BC5-20300	Clamp	2	
3	A30DL5-20400	DPF	1	
4	A30A5-20002	Bolt	4	
5	A30A5-20003	Shim	4	
6	A30A5-20001	Rubber pad	8	
7	GB/T 97.1	M8 Washer	4	
8	GB/T889. 1	M8 Nut	4	
9	GB/T 5783	M10×30 Bolt	6	
10	GB/T 93	10 Washer lock	6	
11	GB/T 97.1	10 Washer	6	
12	A30DL5-20001	DPF Bracket	2	
13	Y25E5-20100	Exhaust pipe	1	
14	GB/T 5783	M8×25 Bolt	6	
15	GB/T 93	M8 Washer lock	4	

Exhaust system

FD30,35RT4-KMS17

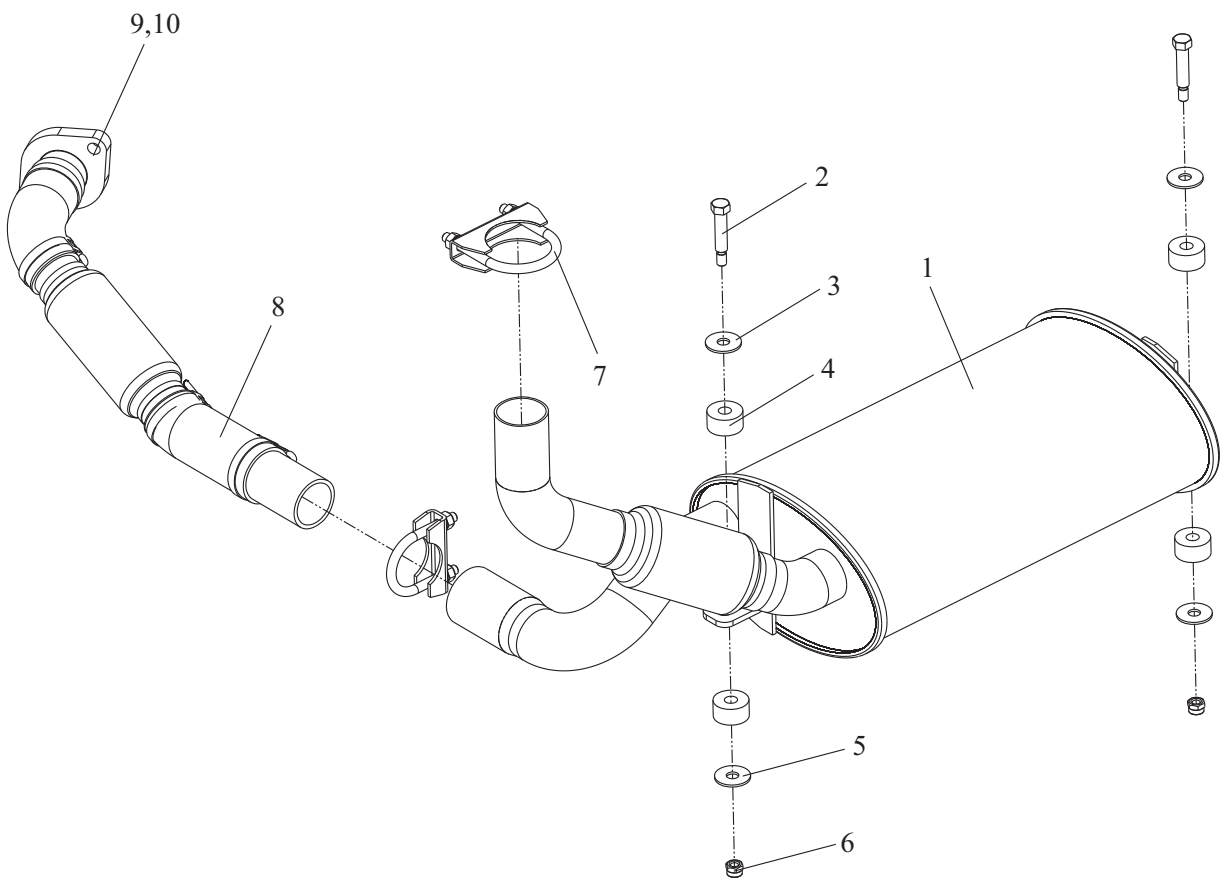


Exhaust system FD30,35RT4-KMS17

Item	Part No	Description	Q'ty	Remark
1	Y25F5-20100	Muffler	1	
2	A30A5-20002	Bolt	2	
3	A30A5-20003	Shim	2	
4	A30A5-20001	Rubber pad	4	
5	GB/T 97.1	M8 Washer	2	
6	GB/T889. 1	M8 Nut	2	
7	A30BC5-20300	Clamp	2	
8	Y25F5-20200	Exhaust pipe	1	
9	GB/T 6170	M8 Nut	4	
10	GB/T 93	8 Washer lock	6	

Exhaust system

FD30,35RT4-S2/S5

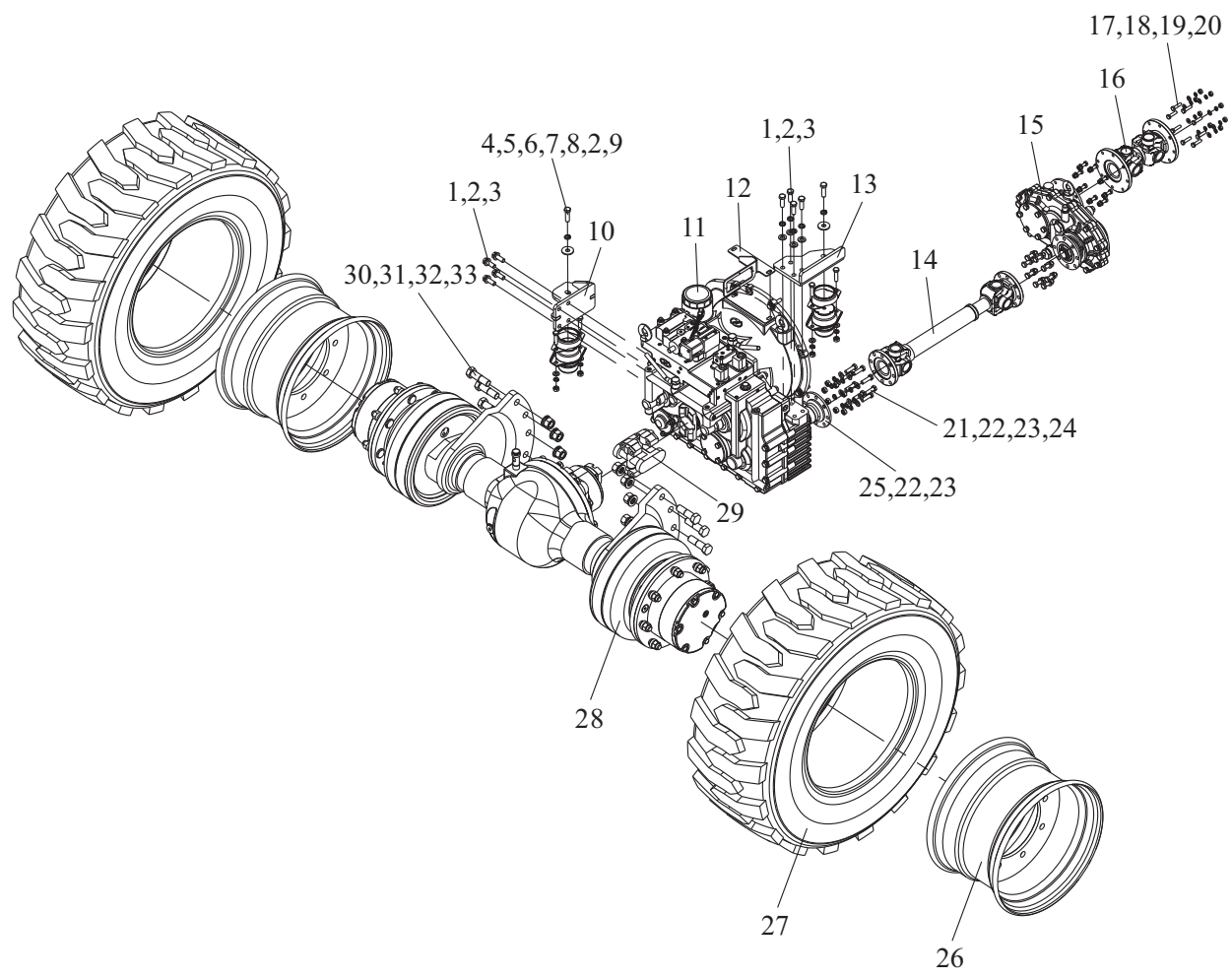


Exhaust system FD30,35RT4-S2/S5

Item	Part No	Description	Q'ty	Remark
1	Y25F5-20100	Muffler	1	
2	A30A5-20002	Bolt	2	
3	A30A5-20003	Shim	2	
4	A30A5-20001	Rubber pad	4	
5	GB/T 97.1	M8 Washer	2	
6	GB/T889. 1	M8 Nut	2	
7	A30BC5-20300	Clamp	2	
8	Y25G5-20100	Exhaust pipe	1	
9	GB/T 6171	M10×1. 25 Nut	2	
10	GB/T 93	8 Washer lock	4	

DRIVING SYSTEM

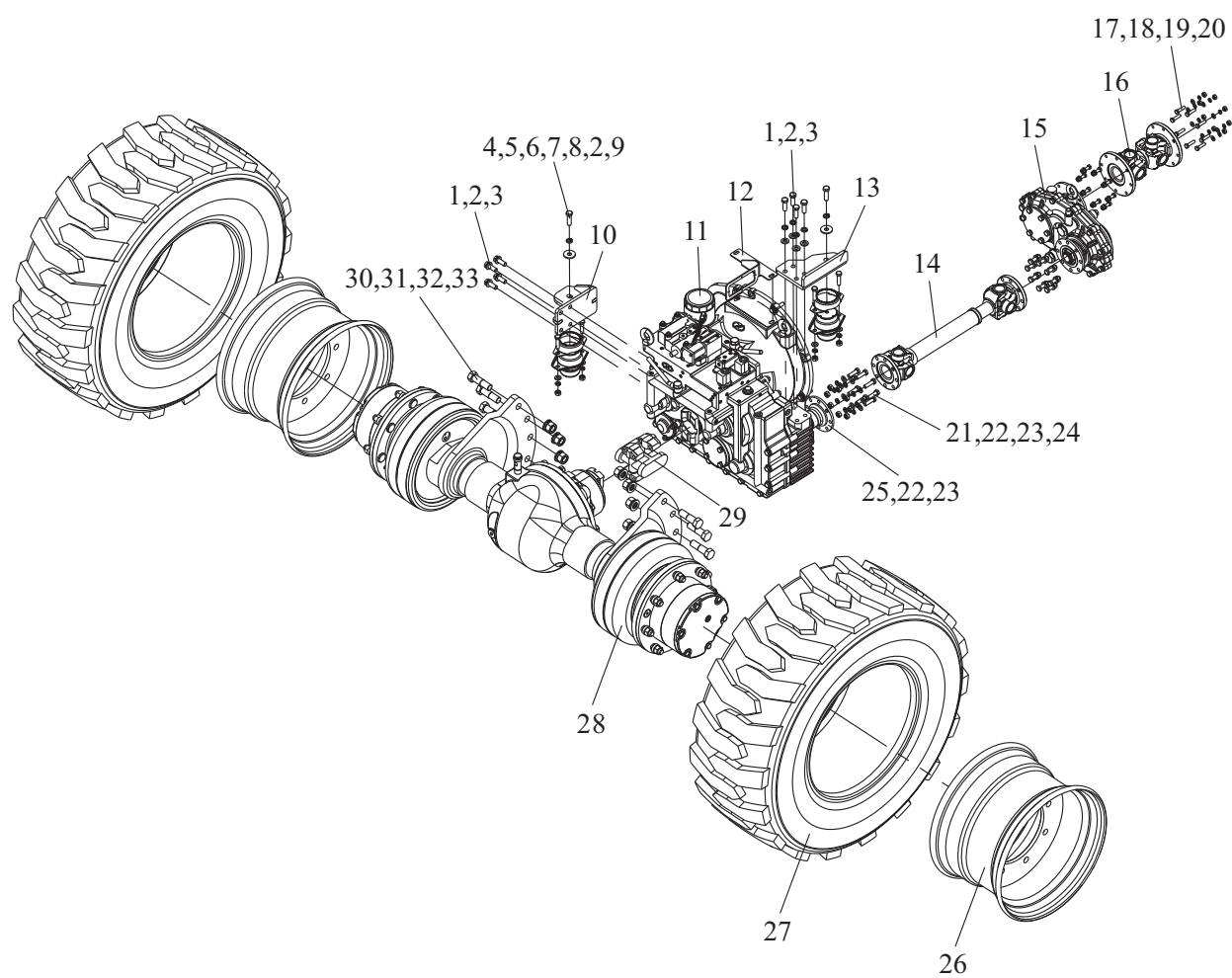
Drive unit mount



Drive unit mount

Item	Part No	Description	Q'ty	Remark
1	GB/T 97.1	12 Washer	8	
2	GB/T 93	12 Washer lock	10	
3	GB/T 5786	M12×1.25×35 Bolt	8	
4	GB/T 6170	M10 Nut	4	
5	GB/T 5783	M10×40 Bolt	4	
6	A30EG5-10400	Cushion	2	
7	A30EG5-10001	Steel protective shell	2	
8	GB/T 5783	M12×40 Bolt	2	
9	GB/T 96	M12 Washer	2	
10	Y25B5-00400	Mounting bracket	1	
11	Y25B5-00200	transmission	1	
12	Y25B1-10015	Bracket	1	
13	Y25B5-00300	Mounting bracket	1	
14	Y25B5-01002	Rear drive axle	1	
15	Y25B5-00500	Transmission box	1	
16	Y25B5-01003	Drive axle	1	
17	GB/T 6170	M8 Nut	16	
18	GB/T 93	M8 Washer lock	16	
19	GB/T 97.1	M8 Washer	16	
20	GB/T 5783	M8×30 Bolt	16	
21	GB/T 5783	M10×35 Bolt	16	
22	GB/T 97.1	M10 Washer	27	
23	GB/T 93	M10 Washer lock	27	
24	GB/T 6170	M10 Nut	16	
25	GB/T 5786	M10×1.25×45 Bolt	7	
26	Y25B5-02100	17.5×10.5 Front rim	2	
27	GB/T2982	14-17.5-14PR) Tire	2	
28	Y25B5-00100	Drive axle ass'y	1	
29	Y25B5-01001	Front drive axle	1	
30	A30HG5-00001	Hinge bolt	8	

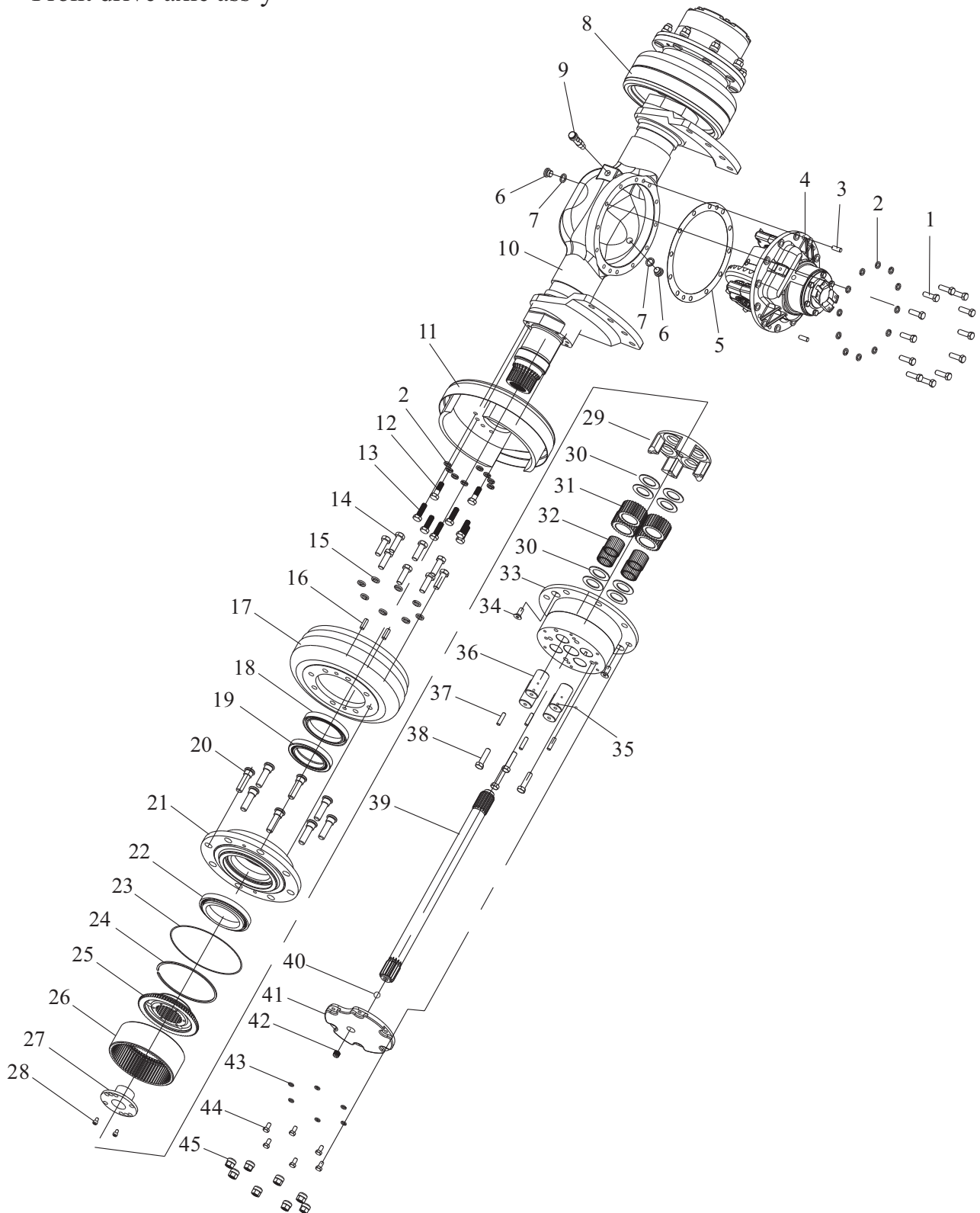
Drive unit mount



Drive unit mount

Item	Part No	Description	Q'ty	Remark
31	GB/T 97.1	M20 Washer	8	
32	GB/T 93	M20 Washer lock	8	
33	GB/T 6171	M20×1.5 Nut	8	

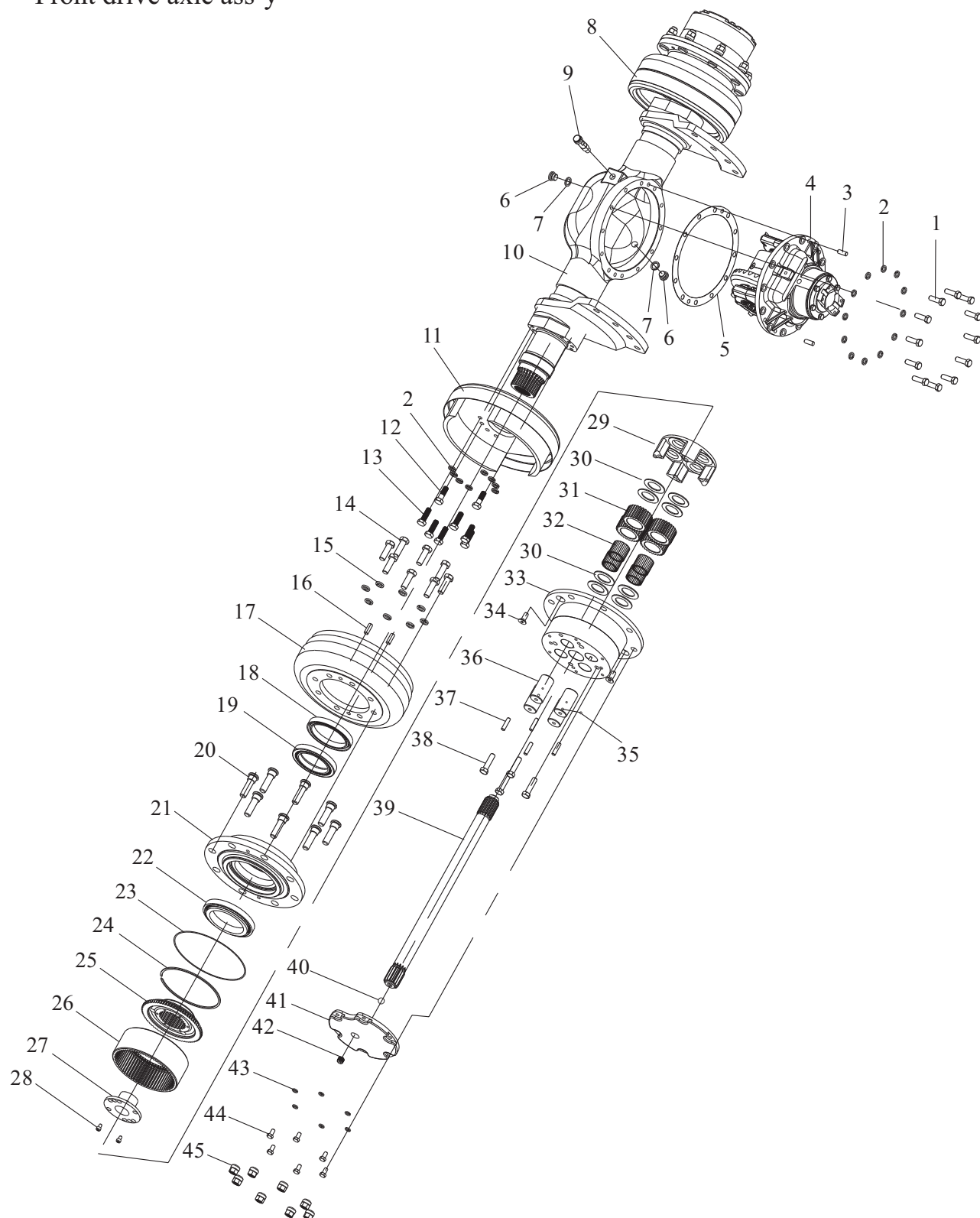
Front drive axle ass'y



Front drive axle ass'y

Item	Part No	Description	Q'ty	Remark
1	GB/T 5786	M14×1.5×45 Bolt	12	
2	GB/T 93	M14 Washer lock	28	
3	GB/T 119.2	D12×32 Pin	2	
4	Y25B5-00110	Gearbox ass'y	1	FSDT25III-0000ZL
5	Y25B5-00101	Shim	1	SZLH35000001
6	Y25B5-00102	M20×1.5 Plug	2	SQQ35000006B
7	JB/T 982	20 Cushion	2	
8	Y25B5-00120R	Right brake	1	Q30LD003
9	Y25B5-00103	R2)1/2 Vent plug	1	Q30LD100
10	Y25B5-00104	Axle Body	1	SZLQ35030000
11	Y25B5-00120L	Left brake	1	Q30LD002
12	Y25B5-00105	M14×1.5×45 Bolt	4	SQQ35000005B
13	GB/T 5786	M14×1.5×45 Bolt	12	
14	GB/T 5786	M16×1.5×50 Bolt	16	
15	GB/T 93	M16 Washer lock	16	
16	GB/T 119.2	D12×32 Pin	4	
17	Y25B5-00106	Brake drum	2	SQQ35020002B
18	Y25B5-00107	CFW 110×140×14.5/16 oil seal	2	SIMRIT
19	Y25B5-00108	JL819349/JL819310 Bearing	2	TIMKEN
20	Y25B5-00109	Hub bolt	16	SQH35070002
21	Y25B5-00111	Hub	2	SQQ35020001B
22	Y25B5-00112	37431A/37625 Bearing	1	TIMKEN
23	GB/T 3452.1	O 223×2.65 O-ring	2	
24	Y25B5-00113	Retaining ring	2	SQH35050003
25	Y25B5-00114	supporting	2	SQH35050001
26	Y25B5-00115	Ring gear	2	SQH35050002A
27	Y25B5-00116	Nut	2	SQQ35000004B
28	GB/T70.1	M8×12 Screw	4	
29	Y25B5-00117	supporting	2	SQQ35040002
30	Y25B5-00118	Baffle	16	SQQ35040006

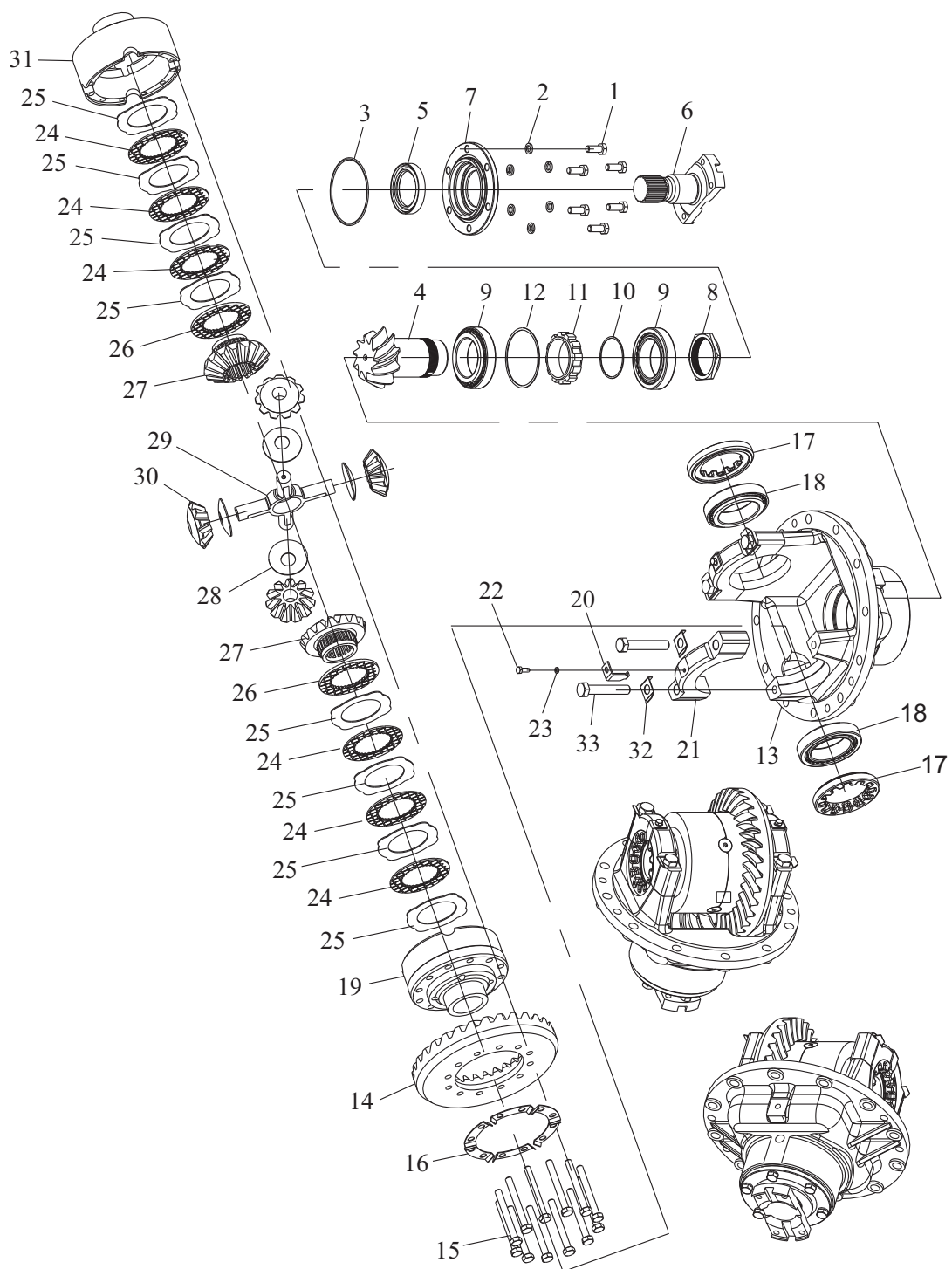
Front drive axle ass'y



Front drive axle ass'y

Item	Part No	Description	Q'ty	Remark
31	Y25B5-00119	Gear	8	SQH35040002A
32	GB/T 309	5×39.8 kingpin	224	
33	Y25B5-00121	Planetary carrier	2	SQH35000025
34	GB/T70.3	M12×30 Screw	4	
35	GB/T 308	15/64" steel ball	8	
36	Y25B5-00122	Planetary axle	8	SQH35040005
37	GB/T 119.2	10m6×40 Pin	8	
38	GB/T 5786	M14×1.5×55 Bolt	8	
39	Y25B5-00123	Half shaft	2	SQQ35000003B
40	GB/T 308	11/16" steel ball	2	
41	Y25B5-00124	End cap	2	SQQ35000002B
42	Y25B5-00125	R2)1/2 Plug	4	Q30LD006
43	GB/T 93	M10 Washer lock	12	
44	GB/T 5783	M10×20 Bolt	12	
45	Y25B5-00126	Hub nut	16	SZLH35000002

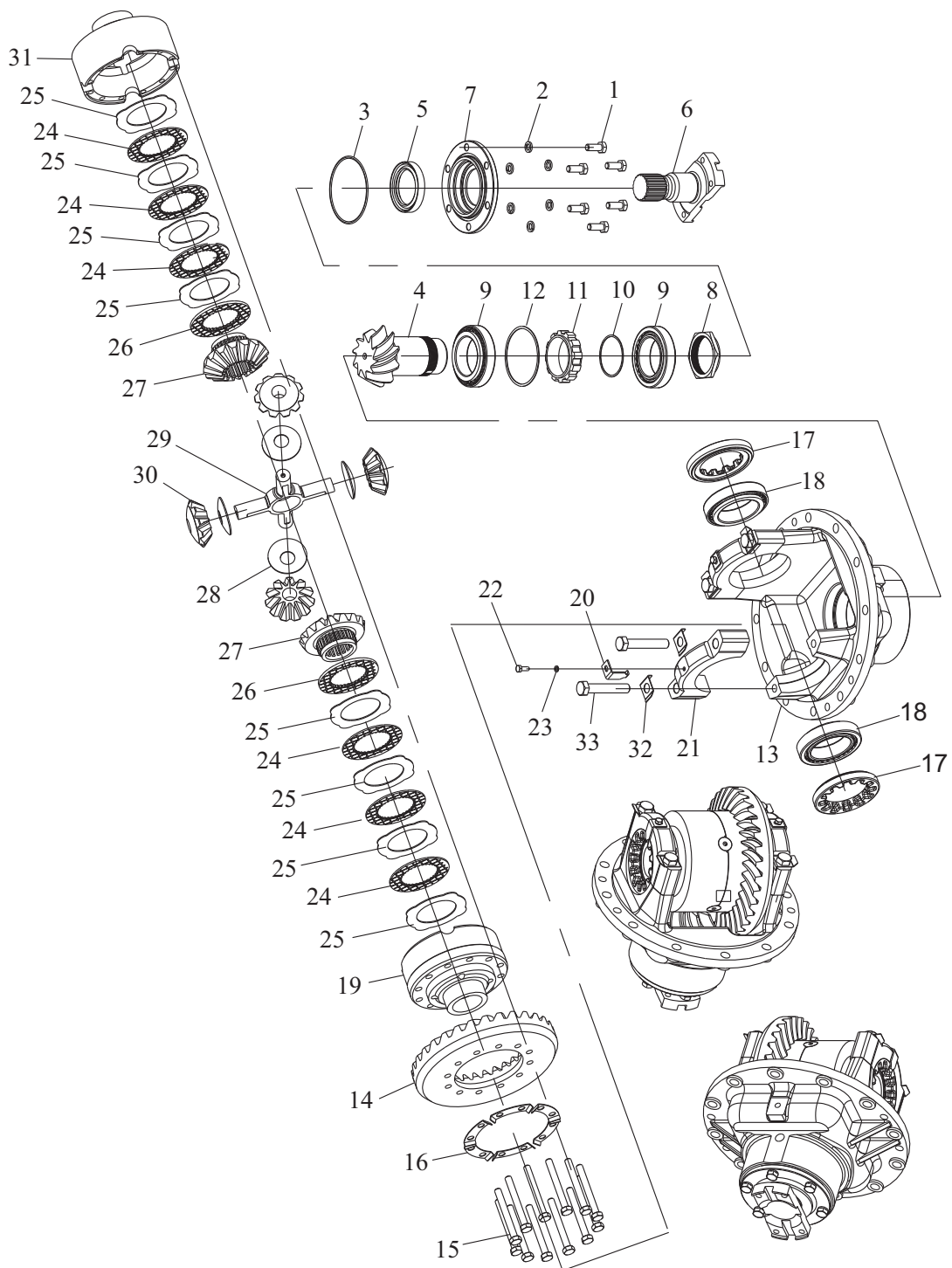
Front final drive



Front final drive

Item	Part No	Description	Q'ty	Remark
1	GB/T 5783	M10×25 Bolt	6	
2	GB/T 93	M10 Washer lock	6	
3	GB/T 1235	O 105×3.1 O-ring	1	
4	Y25B5-00110-1	output shaft	1	FSDT25-09003
5	GB/T 9877.1	55×78×12 Oil seal	1	
6	Y25B5-00110-2	Output flange	1	SDT30-03002
7	Y25B5-00110-3	End cap	1	FSDT35-08002
8	Y25B5-00110-4	Nut	1	FSDT35-09009
9	GB/T 297	32012 Bearing	2	
10	Y25B5-00110-5	60.2×67 Shim	1组	FSDT35-00001
11	Y25B5-00110-6	Gear	1	FSDT35-09011
12	Y25B5-00110-7	Shim	1组	FSDT35-09008
13	Y25B5-00110-8	Front main reduction seat	1	FSDT35-08001ZL
14	Y25B5-00110-9	Gear	1	FSDT25-09004
15	Y25B5-00110-10	M10×1.25×90 Bolt	12	FSDT35-09005
16	Y25B5-00110-11	Lock sheet	6	FSDT35-09006
17	Y25B5-00110-12	M105×2 Nut	2	FSDT35-08004
18	GB/T 297	32013 Bearing	2	
19	Y25B5-00110-13	Left differential housing	1	SQH35010101A
20	Y25B5-00110-14	Stop piece	2	FSDT35-08005
21	Y25B5-00110-15	Bearing pedestal	2	FSDT35-08003
22	GB/T 5783	M6×12 Bolt	2	
23	GB/T 93	M6 Washer lock	2	
24	Y25B5-00110-16	Static friction plate	8	SQH35010102A
25	Y25B5-00110-17	Moving friction plate	6	SQH35010103A
26	Y25B5-00110-18	Friction plate	2	SQH35010104A
27	Y25B5-00110-19	Gear	2	SQH35010105A
28	Y25B5-00110-20	Spherical washer	4	SQH35010106A
29	Y25B5-00110-21	Cross shaft	1	SQH35010107A
30	Y25B5-00110-22	Gear	4	SQH35010108A

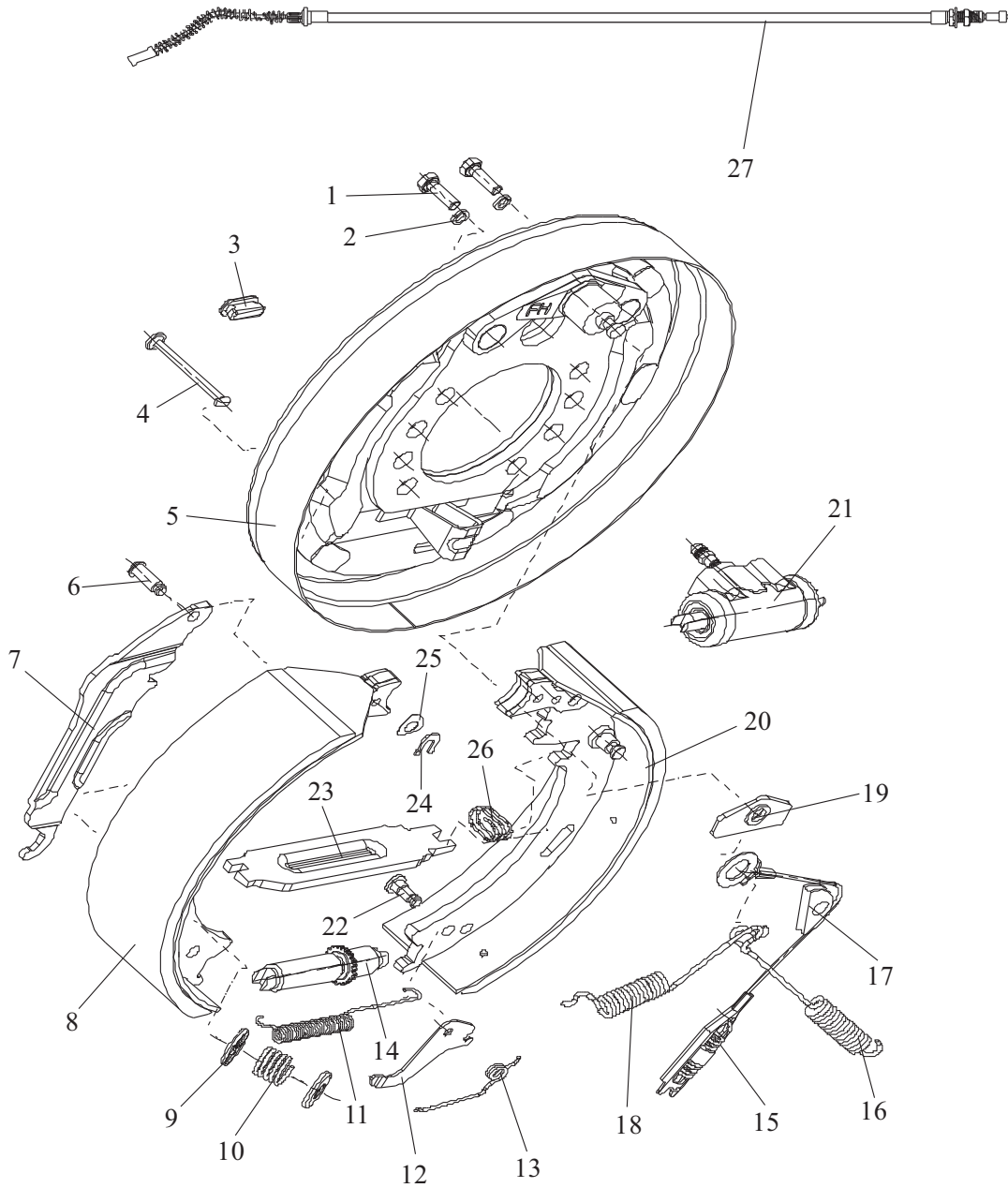
Front final drive



Front final drive

Item	Part No	Description	Q'ty	Remark
31	Y25B5-00110-23	Right differential housing	1	SQH35010109A
32	Y25B5-00110-24	Lock sheet	4	Y30H-01008
33	GB/T 5782	M14×80 Bolt	4	

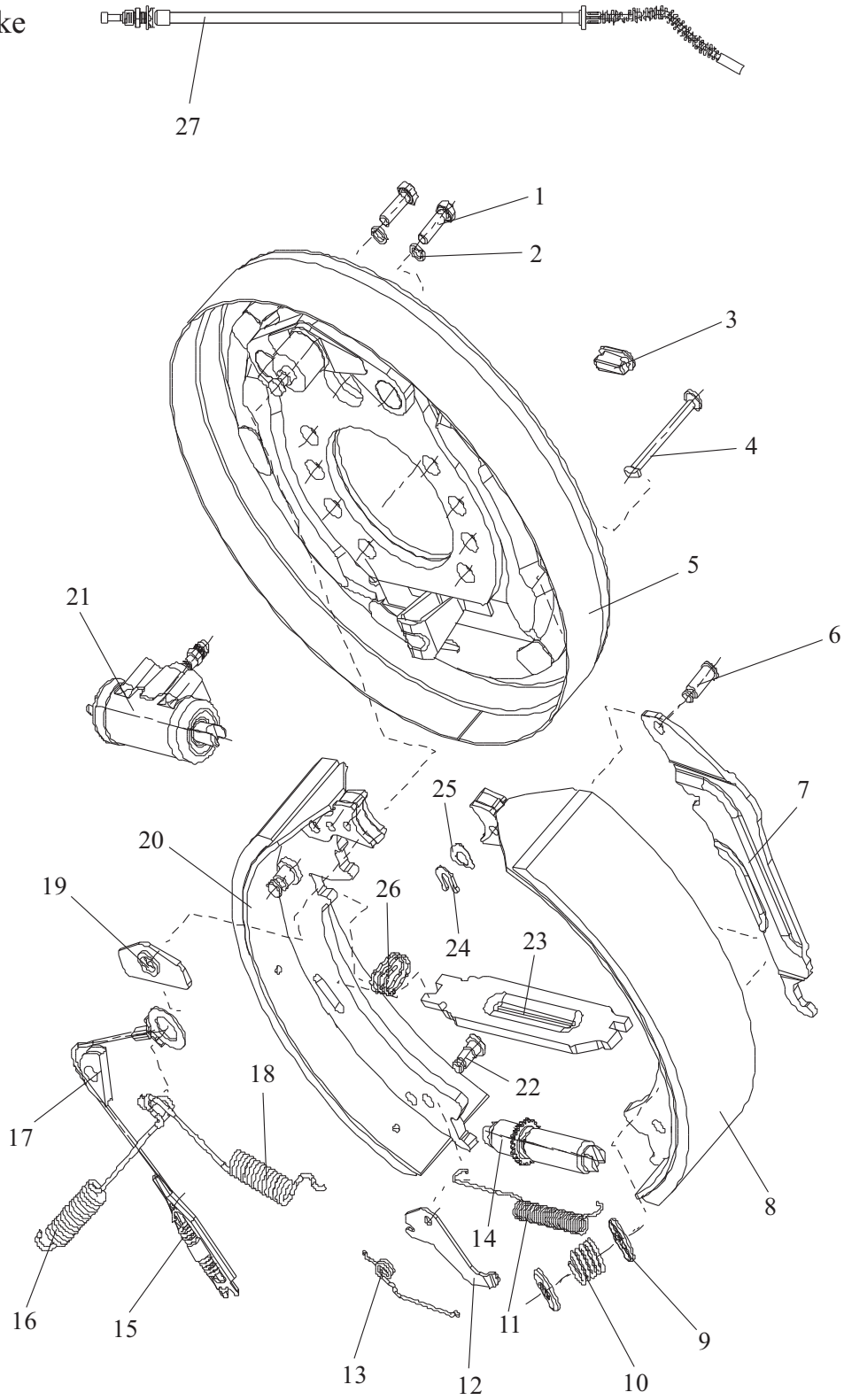
Left brake



Left brake

Item	Part No	Description	Q'ty	Remark
1	GB21-76	M8×1.25×25 Bolt	2	
2	GB91-76	Washer lock	2	
3	Y25B5-00120L-1	Rubber block	1	24433-70040G
4	Y25B5-00120L-2	Pull rod	2	24433-70010G
5	Y25B5-00120L-3	Floor	1	24433-72000G-L
6	Y25B5-00120L-4	Pin	1	24433-70150G
7	Y25B5-00120L-5	Pull rod	1	24433-70140G-L
8	Y25B5-00120L-6	Brake shoe with friction plate	1	24433-75000G
9	Y25B5-00120L-7	Spring seat	4	24433-70020G
10	Y25B5-00120L-8	Spring	2	24433-70030G
11	Y25B5-00120L-9	Spring	1	24433-70050G
12	Y25B5-00120L-10	Left pawl	1	24433-70100G-L
13	Y25B5-00120L-11	Spring	1	24433-70090G-L
14	Y25B5-00120L-12	Left slack adjuster	1	24433-74000G-L
15	Y25B5-00120L-13	Spring stay device	1	24433-73000G
16	Y25B5-00120L-14	Spring	1	24433-70071G-L
17	Y25B5-00120L-15	Guide block	1	24433-70081G
18	Y25B5-00120L-16	Spring	1	24433-70070G-L
19	Y25B5-00120L-17	Guide plate	1	24433-70060G
20	Y25B5-00120L-18	Left brake shoe,Pin	1	24433-71001G-L
21	Y25B5-00120L-19	Brake slave cylinder	1	24433-76000G
22	Y25B5-00120L-20	Pin	1	24433-70110G
23	Y25B5-00120L-21	Brake push rod	1	24433-70120G-L
24	Y25B5-00120L-22	Retaining ring	1	24433-70170G
25	Y25B5-00120L-23	Elastic gasket	1	24433-70160G
26	Y25B5-00120L-24	Spring	1	24433-70130G
27	Y25B5-00120L-25	Brake cable	1	OC11246-14603

Right brake

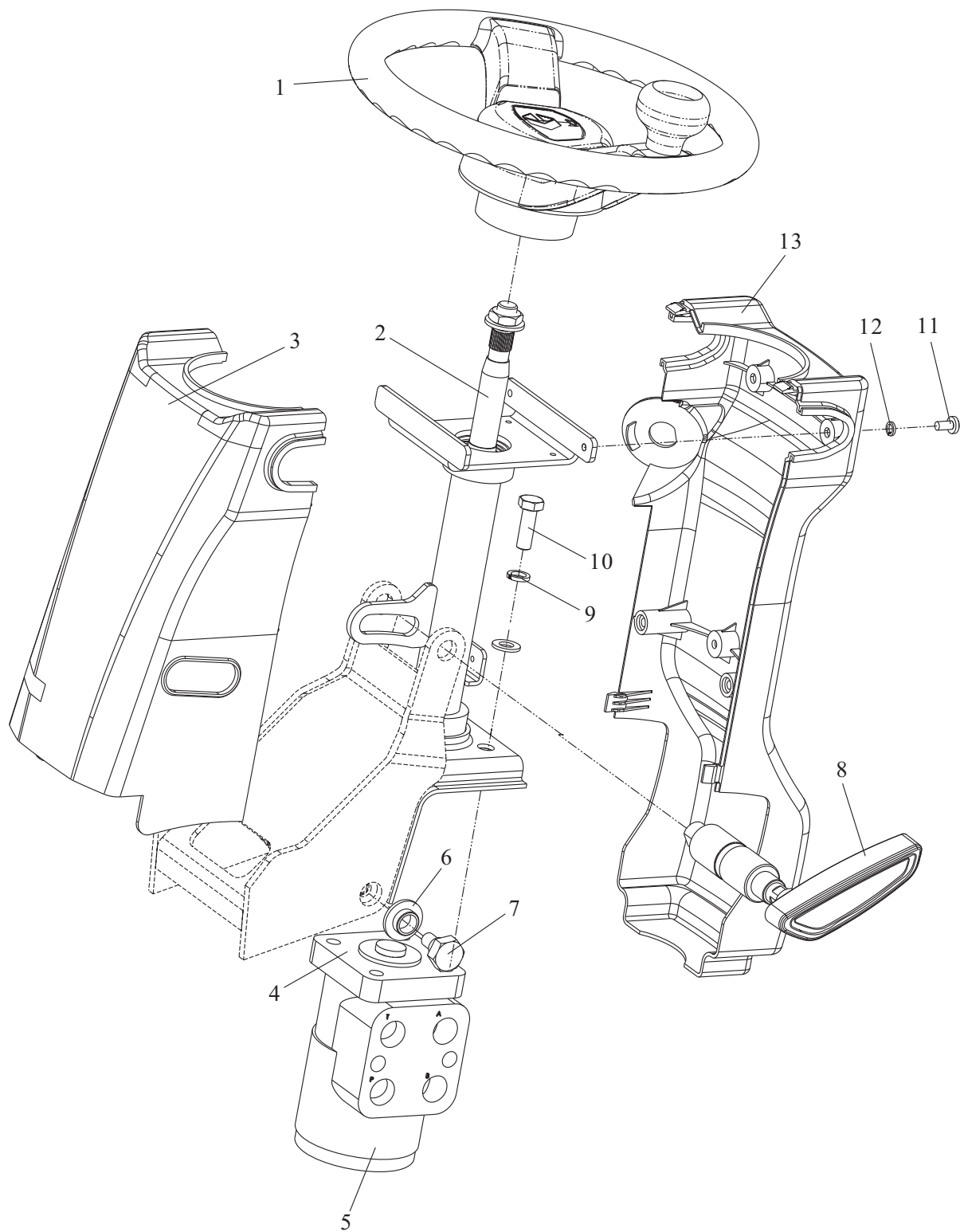


Right brake

Item	Part No	Description	Q'ty	Remark
1	GB21-76	M8×1.25×25 Bolt	2	
2	GB91-76	Washer lock	2	
3	Y25B5-00120R-1	Rubber block	1	24433-70040G
4	Y25B5-00120R-2	Pull rod	2	24433-70010G
5	Y25B5-00120R-3	Floor	1	24433-72000G-R
6	Y25B5-00120R-4	Pin	1	24433-70150G
7	Y25B5-00120R-5	Pull rod	1	24433-70140G-R
8	Y25B5-00120R-6	Brake shoe with friction plate	1	24433-75000G
9	Y25B5-00120R-7	Spring seat	4	24433-70020G
10	Y25B5-00120R-8	Spring	2	24433-70030G
11	Y25B5-00120R-9	Spring	1	24433-70050G
12	Y25B5-00120R-10	Left pawl	1	24433-70100G-R
13	Y25B5-00120R-11	Spring	1	24433-70090G-R
14	Y25B5-00120R-12	Left slack adjuster	1	24433-74000G-R
15	Y25B5-00120R-13	Spring stay device	1	24433-73000G
16	Y25B5-00120R-14	Spring	1	24433-70071G-R
17	Y25B5-00120R-15	Guide block	1	24433-70081G
18	Y25B5-00120R-16	Spring	1	24433-70070G-R
19	Y25B5-00120R-17	Guide plate	1	24433-70060G
20	Y25B5-00120R-18	Left brake shoe,Pin	1	24433-71001G-R
21	Y25B5-00120R-19	Brake slave cylinder	1	24433-76000G
22	Y25B5-00120R-20	Pin	1	24433-70110G
23	Y25B5-00120R-21	Brake push rod	1	24433-70120G-R
24	Y25B5-00120R-22	Retaining ring	1	24433-70170G
25	Y25B5-00120R-23	Elastic gasket	1	24433-70160G
26	Y25B5-00120R-24	Spring	1	24433-70130G
27	Y25B5-00120R-25	Brake cable	1	OC11246-14603

STEERING SYSTEM

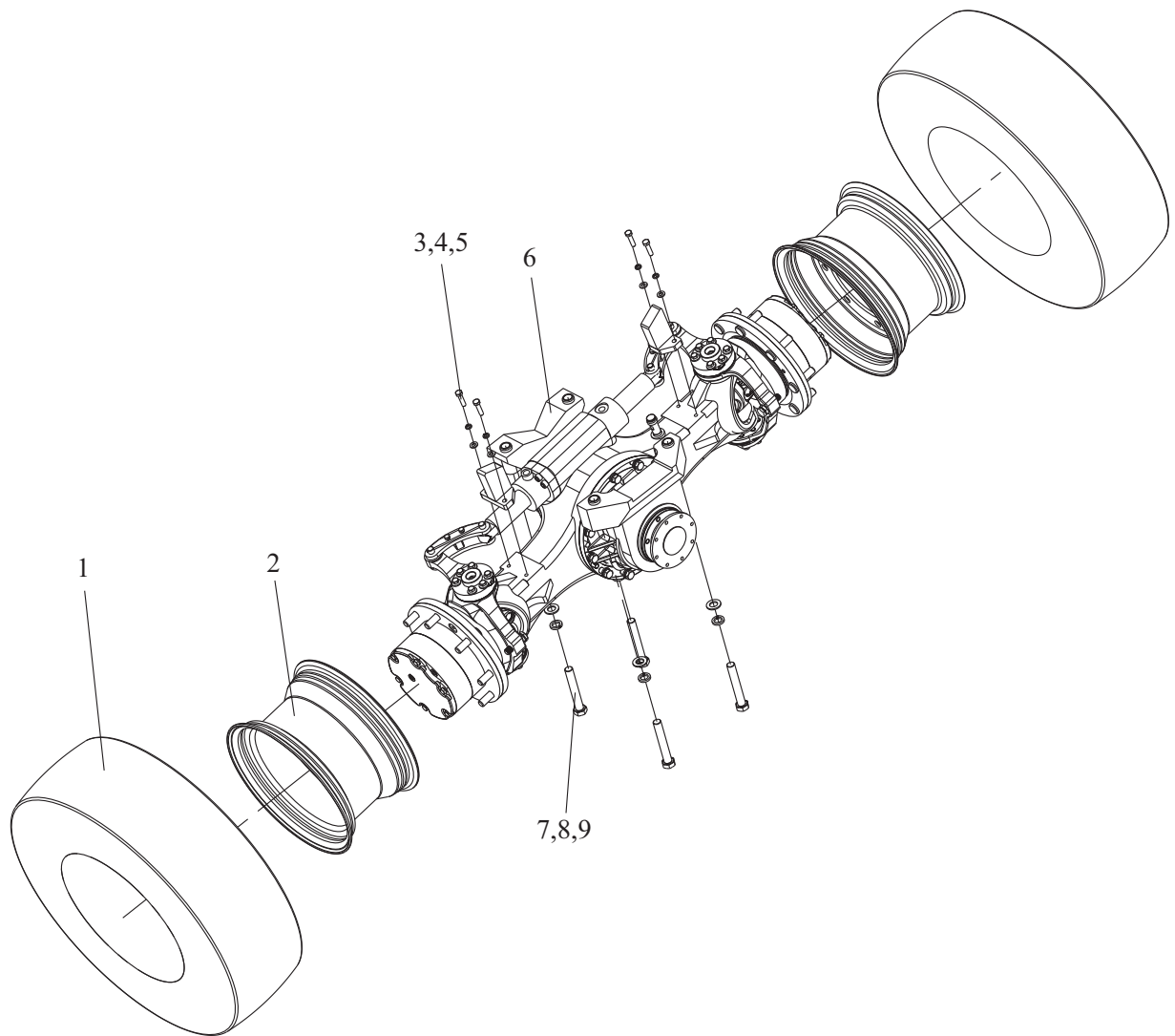
Steering control



Steering control

Item	Part No	Description	Q'ty	Remark
1	A30DA6-00300	Steer wheel	1	
2	A30DA6-00100	Steer column	1	
3	A30DA6-00201	Cover	1	
4	A30A6-00006	Shim	1	
5	A30A4-40000	Redirector	1	
-	A25A4-40000	Redirector	1	
6	A30A6-00004	Washer	2	
7	A30A6-00005	Bolt	2	
8	A15G6-00200	Handle assembly	1	
9	GB/T 93	m10 Washer lock	4	
10	GB/T 5783	M10×30 Bolt	4	
11	GB/T70.1	M6×12 Screw 6	5	
12	GB/T 97.1	Washer	5	
13	A30DA6-00202	Cover	1	

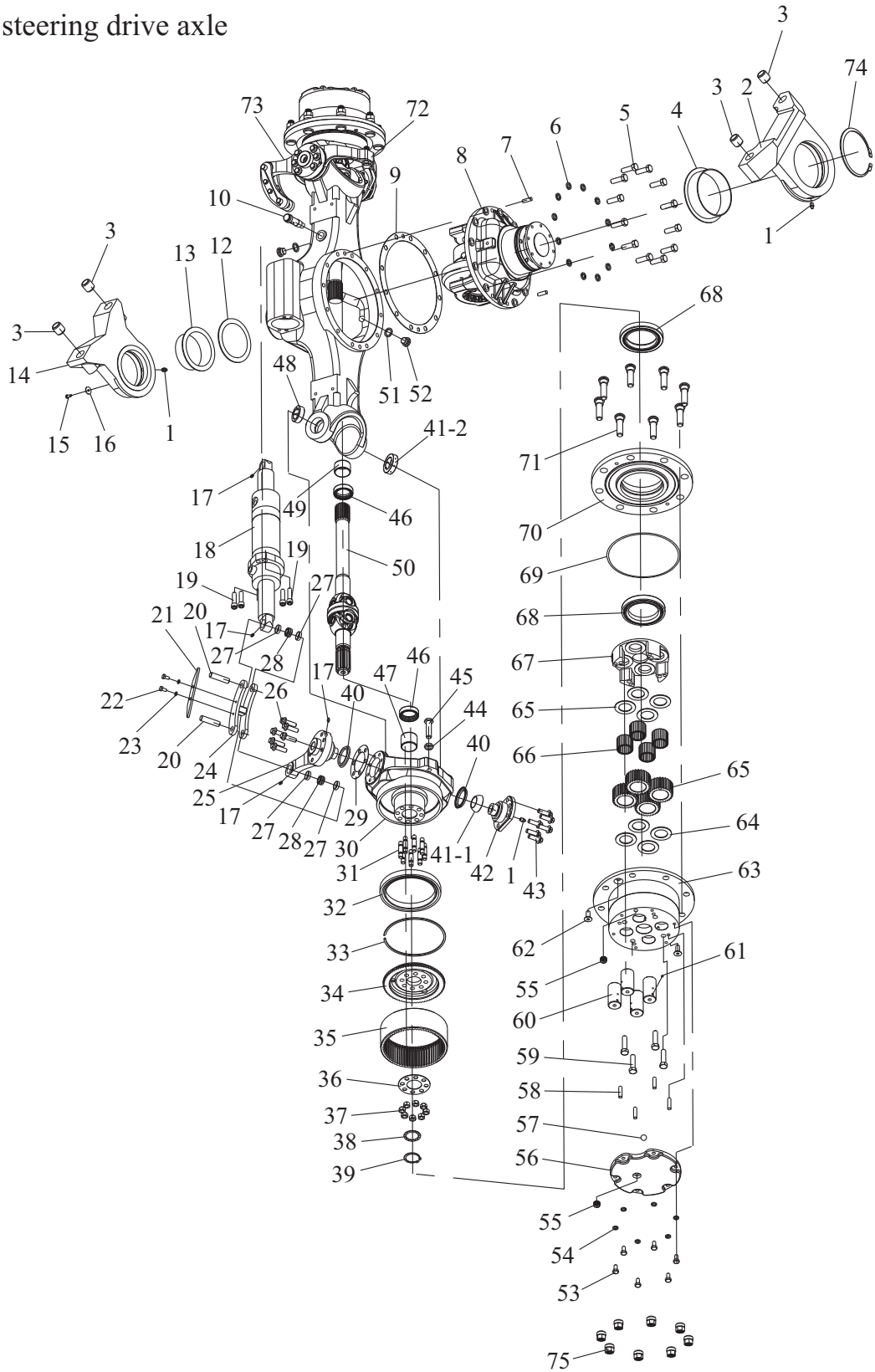
Steering axle and steering wheel ass'y



Steering axle and steering wheel ass'y

Item	Part No	Description	Q'ty	Remark
1	Y35A6-10101	10. 0/75-15. 3	1	
2	Y25B6-10100	Tyre 9×15.3 Rim	1	
3	GB/T 5783	M10×40 Bolt	1	
4	GB/T 93	M10 Washer lock	1	
5	GB/T 97.1	M10 Washer	1	
6	Y25B6-10200	Steering axle ass'y	2	
7	GB/T 97.1	M20 Washer	2	
8	GB/T 93	M20 Washer lock	1	
9	GB/T 5785	M20×1.5×130×50 Bolt	4	

Rear steering drive axle



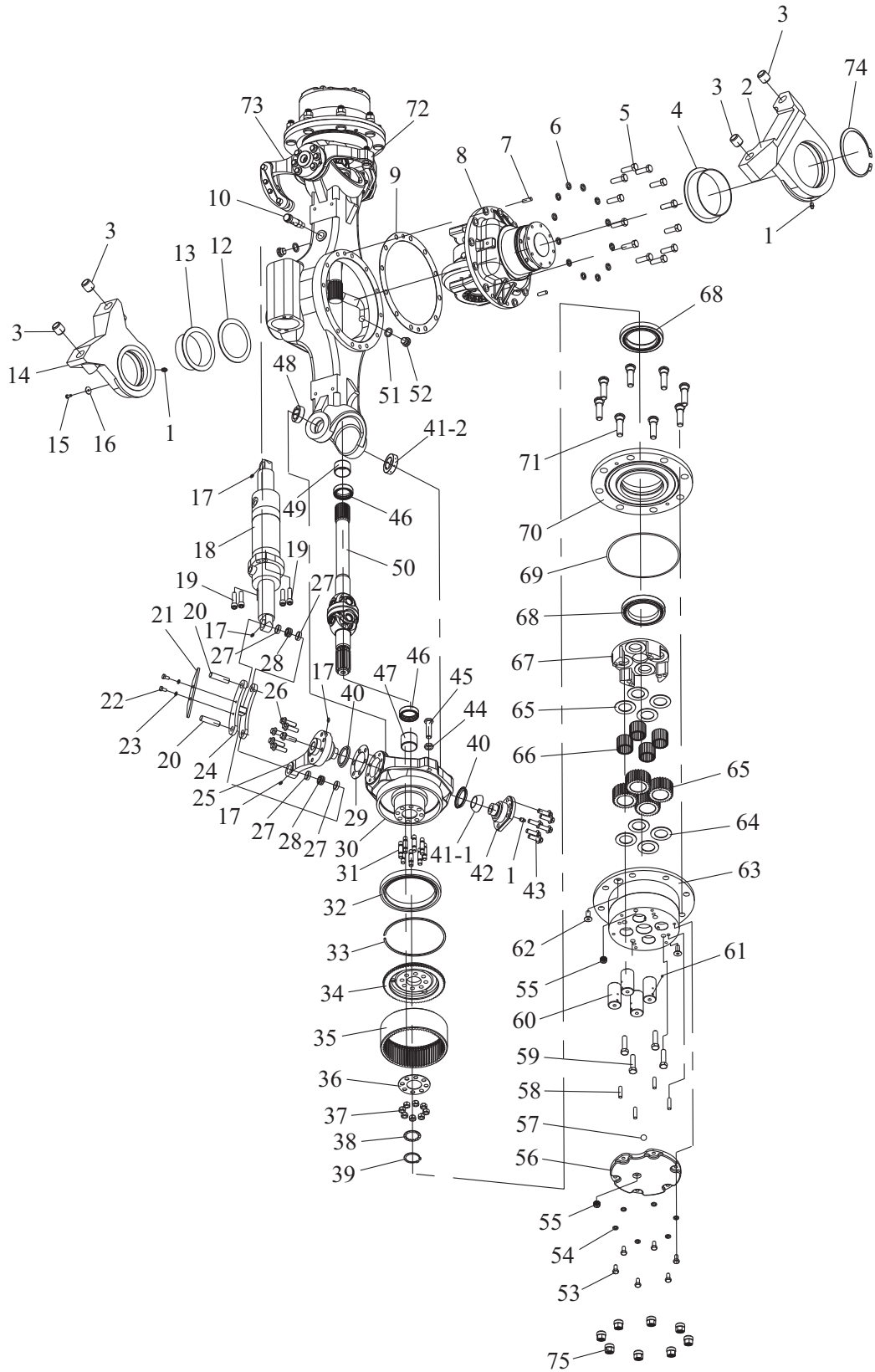
Rear steering drive axle

Item	Part No	Description	Q'ty	Remark
1	GB/T7940.1	M10×1 Oil cup	4	
2	Y25B6-10201	Front support	1	SQH35070001B
3	Y25B6-10202	Bearing locating sleeve	4	SQH35000007
4	Y25B6-10203	Bushing	1	SQH35070002B
5	GB/T5786	M14×1.5×45 Bolt	12	
6	GB/T93	14 Washer	12	
7	GB/T119.2	D12×32 Pin	2	
8	Y25B6-10210	Main Reducer Assy	1	FSDT25IV-0000ZL
9	Y25B6-10204	Main reducer gasket	1	SZLH35000001
10	Y25B6-10205	(R2)1/2 Vent plug	1	Q30LD100
11	Y25B6-10206	Axle housing	1	SZLH35030001
12	Y25B6-10207	Adjusting gasket	1	SQH35000012B/13B/14B
13	Y25B6-10208	Bushing	1	SQH35000006
14	Y25B6-10209	Rear support	1	SQH35060001B
15	GB/T5783	M6×16 Bolt	1	
16	Y25B6-10211	Shim	1	SQH35000030
17	GB/T7940.1	M6 Oil cup	6	
18	Y25B6-10212	Steering cylinder	1	SQH35050000B
19	GB/T70.1	M12×45 Screw	4	
20	Y25B6-10213	Pin	4	SQH35000005B
21	Y25B6-10214	Baffle	2	SQH35000006B
22	GB/T5783	M8×16 Bolt	4	
23	GB/T93	8 Washer	4	
24	Y25B6-10215	Connecting rod	2	SQH35000007B
25	Y25B6-10216	Left steering knuckle arm	1	SQH35000008B
26	Y25B6-10217	M12×1.25×40 Bolt	12	SQH35000009B
27	Y25B6-10218	Bushing	8	SQH35000004B
28	Y25B6-10219	(ES) Bushing	4	H24C4-32061(GE16ES)
29	Y25B6-10220	Adjusting gasket	1	SQH35000010B/11B
30	Y25B6-10221	Left steering knuckle	1	SQH35020001B

Rear steering drive axle

Item	Part No	Description	Q'ty	Remark
31	Y25B6-10222	Double end stud	16	SQH35000010
32	Y25B6-10223	155×190×17.5 oil seal	2	CFW
33	Y25B6-10224	Ring gear ring	2	SQH35050003
34	Y25B6-10225	Ring gear support	2	SQH35050001
35	Y25B6-10226	Ring gear	2	SQH35050002A
36	Y25B6-10227	Retaining ring	2	SQH35000024
37	GB/T6176	M12×1.25 Nut	16	
38	Y25B6-10228	Retaining ring	2	SQH35000027
39	Y25B6-10229	External Circlips	2	SQH35000026A
40	Y25B6-10230	Dust ring	4	SQH35000004
41	Y25B6-10231	35×62×18 Oil cup	2	GAC35S
42	Y25B6-10232	Pin	2	SQH35000002
43	Y25B6-10233	M12×1.25×35 Bolt	12	SQH35000029
44	GB/T6172.1	M16 Nut	2	
45	Y25B6-10234	M16×70 Bolt	2	SQH35020002B
46	Y25B6-10235	45×60×16 oil seal	4	CFW
47	Y25B6-10236	45×50×40 Sliding bearing	2	SQH35020003B
48	Y25B6-10237	35×52×21.5 Bushing	2	SQH35000017
49	Y25B6-10238	45×50×30 Sliding bearing	2	SQH35000008
50	Y25B6-10239	Half shaft ass'y	2	SQH35010000B
51	GB/T982	20 Combination washer	2	
52	Y25B6-10240	M20×1.5 Screw plug	2	SQH35000006B
53	GB/T5783	M10×20 Bolt	12	
54	GB/T93	10 Washer	12	
55	Y25B6-10241	Plug	4	Q30LD006
56	Y25B6-10242	End cap	2	SQQ35000002B
57	GB/T308	11/16" Steel ball	2	
58	GB/T119.2	10m6×40 Pin	8	
59	GB/T5786	M14×1.5×55 Bolt	8	
60	Y25B6-10243	Planetary axle	8	SQH35040005

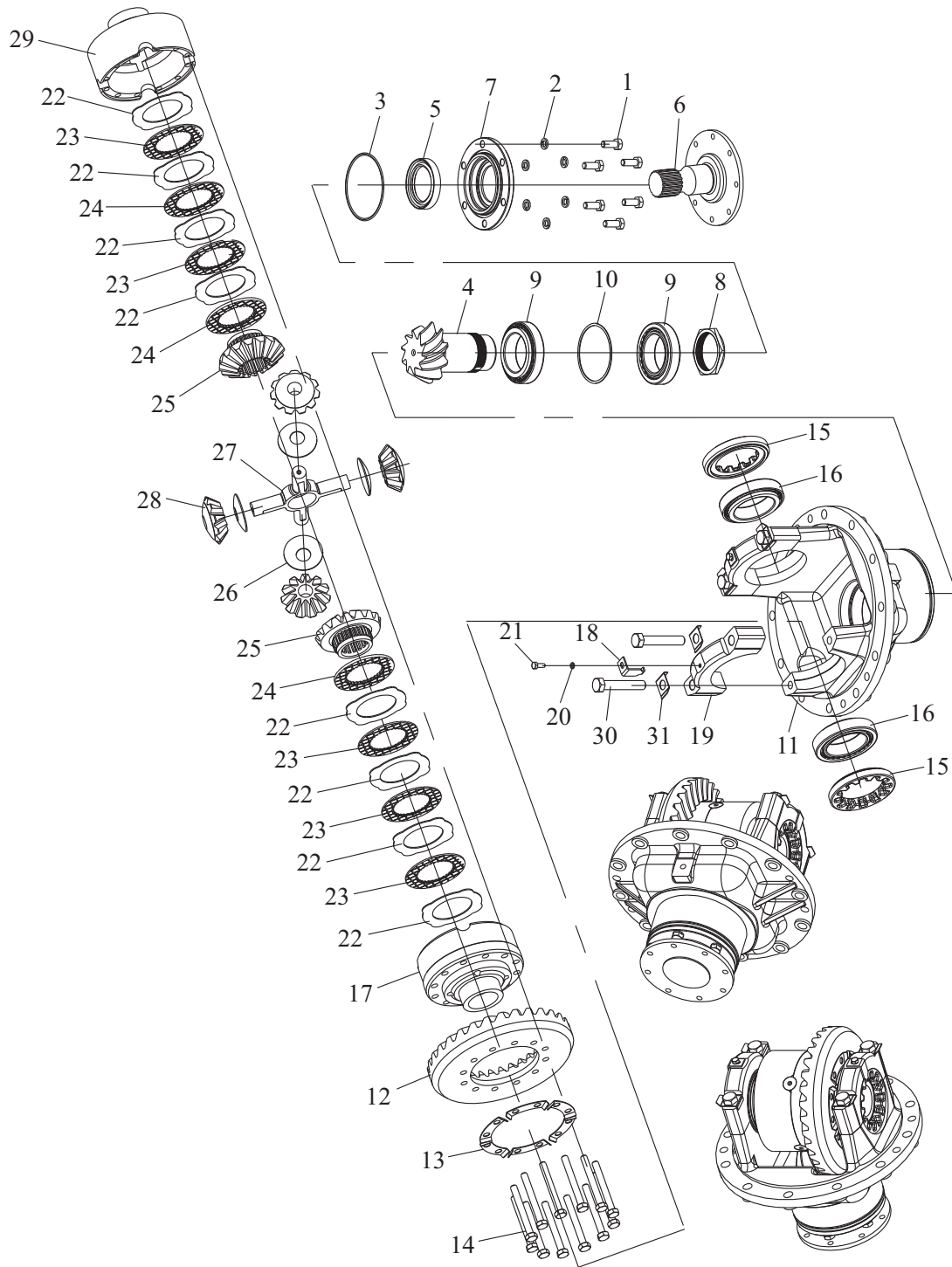
ear steering drive axle



Rear steering drive axle

Item	Part No	Description	Q'ty	Remark
61	GB/T308	15/64" Steel ball	8	
62	Y25B6-10244	内M12×30 Screw	4	SQH35000025
63	Y25B6-10245	Planetary carrier	2	SQQ35040001A
64	Y25B6-10246	Baffle	16	SQH35040006
65	Y25B6-10247	Planet gear	8	SQH35040002A
66	GB/T309	5×39.8 kingpin	224	
67	Y25B6-10248	Supporting	2	Y25B6-10248
68	Y25B6-10249	JL819349/	4	Y25B6-10249
69	GB/T3452.1	JL819310/95×135×20 Bearing O	2	
70	Y25B6-10250	223×2.65 O-ring	2	Y25B6-10250
71	Y25B6-10251	Hub	16	Y25B6-10251
72	Y25B6-10252	Hub bolt	1	Y25B6-10252
73	Y25B6-10253	Right knuckle	1	Y25B6-10253
74	GB/T894.1	Right knuckle arm	1	
75	Y25B6-10254	145 External Circlips Hub nut	16	Y25B6-10254

Main Reducer

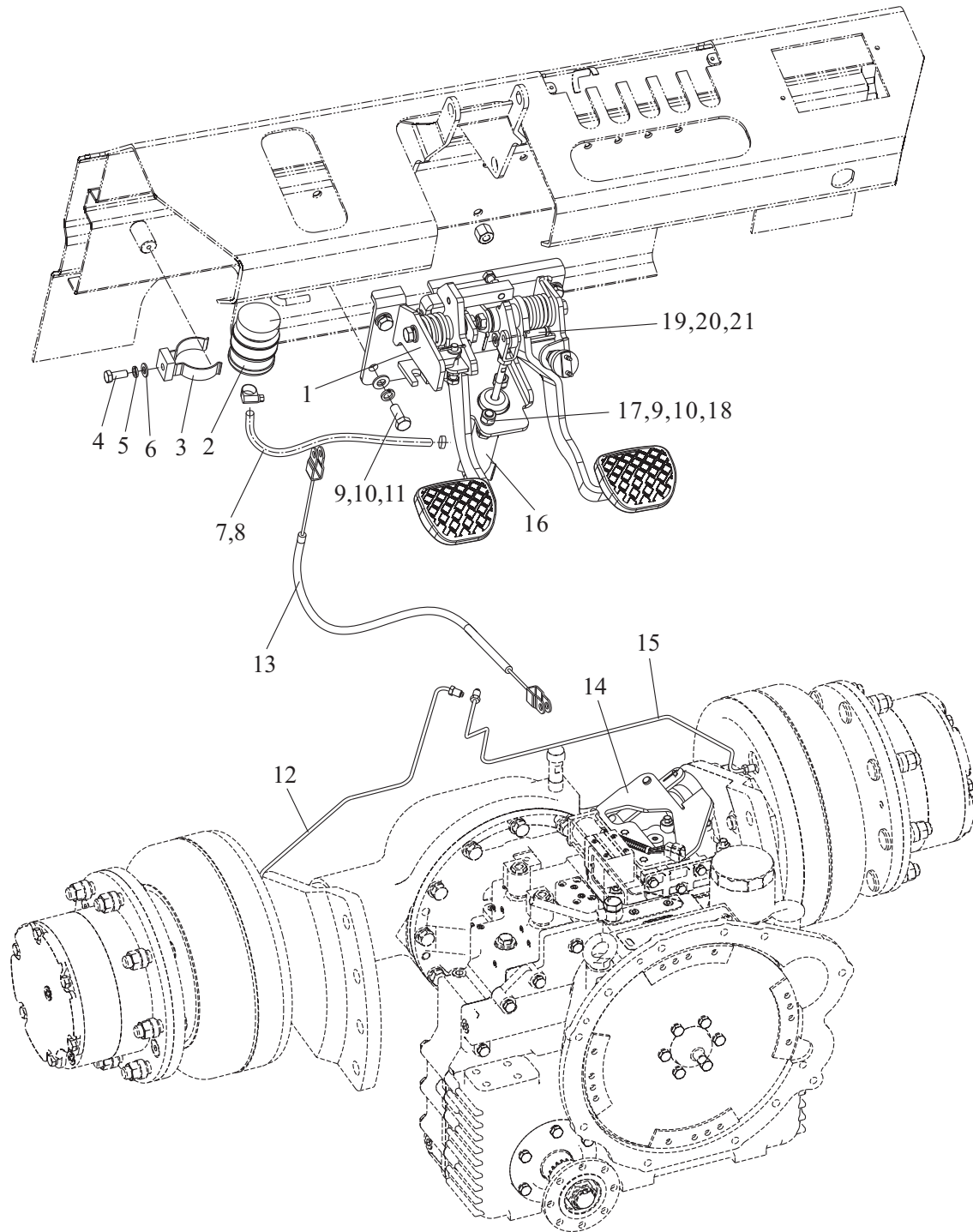


Main Reducer

Item	Part No	Description	Q'ty	Remark
1	GB/T5783	M10×25 Bolt	6	
2	GB/T93	M10 Washer, lock	6	
3	GB/T1235	O 105×3.1 O-Ring	1	
4	Y25B6-10210-1	Output shaft	1	FSDT25-09003
5	GB/T9877.1	55×78×12 Oil seal	1	
6	Y25B6-10210-2	Output flange	1	FSDT35-09007
7	Y25B6-10210-3	End cover of main reducer	1	FSDT35-08002
8	Y25B6-10210-4	Nut	1	FSDT35-09009
9	GB/T297	32012 Bearing	2	
10	Y25B6-10210-5	Shim	1组	FSDT35-09008
11	Y25B6-10210-6	Rear main reduction seat	1	FSDT35-08007ZL
12	Y25B6-10210-7	Gear	1	FSDT25-09004
13	Y25B6-10210-8	Lock sheet	6	FSDT35-09006
14	Y25B6-10210-9	M10×1.25×90 Bolt	12	FSDT35-09005
15	Y25B6-10210-10	M105×2 Adjust Nut	2	FSDT35-08004
16	GB/T297	32013 Bearing	2	
17	Y25B6-10210-11	Differential Mechanism Left Case	1	SQH35010101A
18	Y25B6-10210-12	Stop piece	2	FSDT35-08005
19	Y25B6-10210-13	Bearing pedestal	2	FSDT35-08003
20	GB/T93	M6 Washer, lock	2	
21	GB/T5783	M6×12 Bolt	2	
22	Y25B6-10210-14	Static friction plate	8	SQH35010102A
23	Y25B6-10210-15	Dynamic friction plate	6	SQH35010103A
24	Y25B6-10210-16	Side moving friction plate	2	SQH35010104A
25	Y25B6-10210-17	Gear	2	SQH35010105A
26	Y25B6-10210-18	Washer	4	SQH35010106A
27	Y25B6-10210-19	Cross shaft	1	SQH35010107A
28	Y25B6-10210-20	Gear	4	SQH35010108A
29	Y25B6-10210-21	Differential Mechanism right Case	1	SQH35010109A
30	GB/T5782	M14×80 Bolt	4	
31	Y25B6-10210-22	Lock sheet	4	Y30H-01008

BRAKE SYSTEM

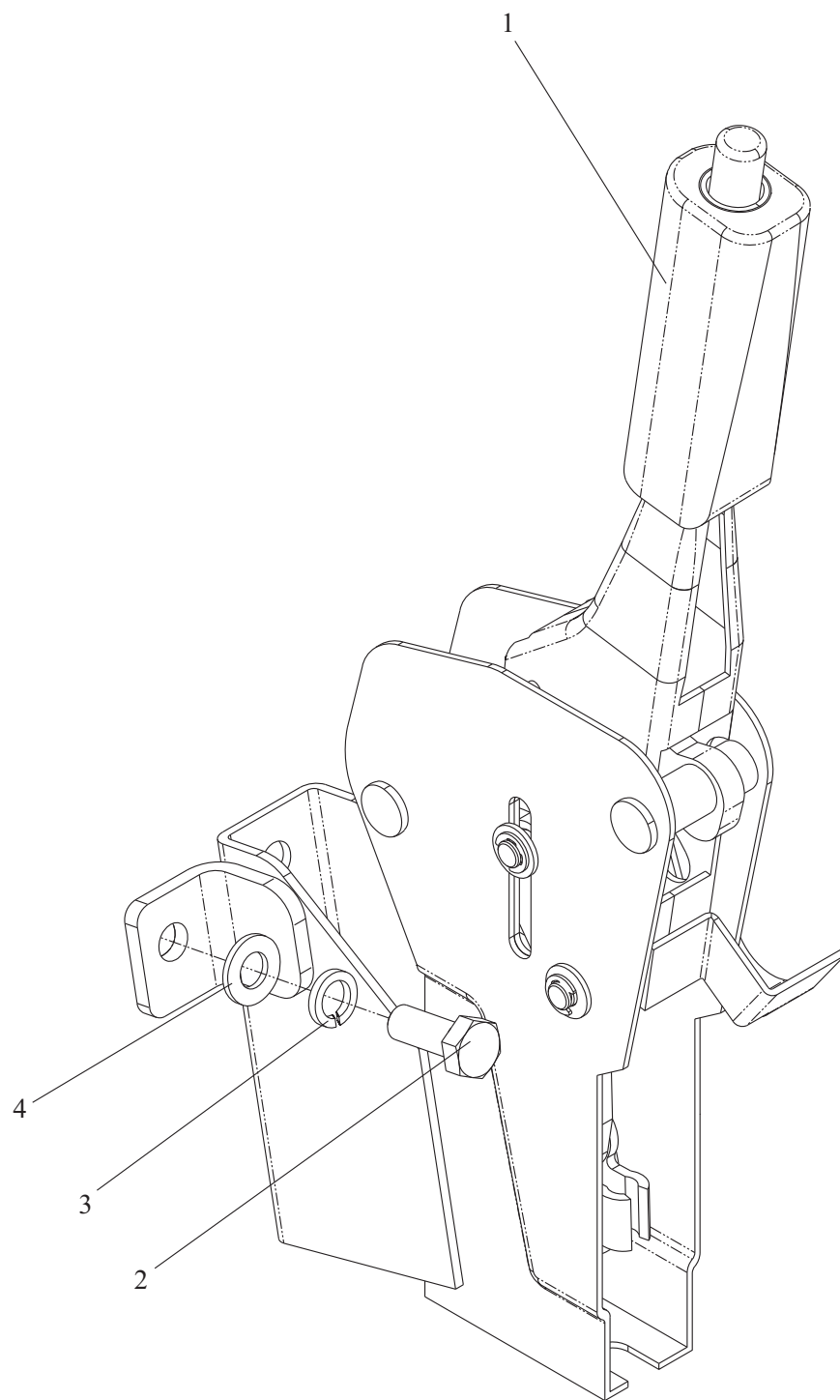
Brake & inching control



Brake & inching control

Item	Part No	Description	Q'ty	Remark
1	A30DA7-11000	Foot brake ass'y	1	
2	A45G7-10800	Oil cup ass'y	1	
3	A30A7-10001	Oil tank clamp	1	
4	GB/T5783	M8×20 Bolt	1	
5	GB/T93	M8 Washer, lock	1	
6	GB/T97. 1	M8 Washer	1	
7	JB/T8870	M16×10 Clip	2	
8	TG000-10050	M10×500 Hose	1	
9	GB/T97. 1	M10 Washer	6	
10	GB/T93	M10 Washer, lock	8	
11	GB/T5783	M10×25 Bolt	6	
12	Y25B7-10100	Brake pipe	1	
13	A50H7-10100	Fretting cable	1	
14	Y25B7-10300	Micro wire stents	1	
15	Y25B7-10200	Brake pipe	1	
16	A30A7-10100	Brake master cylinder	1	
17	GB/T5783	M10×30 Bolt	2	
18	GB/T6170	M10 Nut	2	
19	GB/T882	M8×26 Pin	1	
20	GB/T97. 1	M8 Washer	1	
21	GB/T91	3. 2×22 Pin	1	

Brake lever



Brake lever

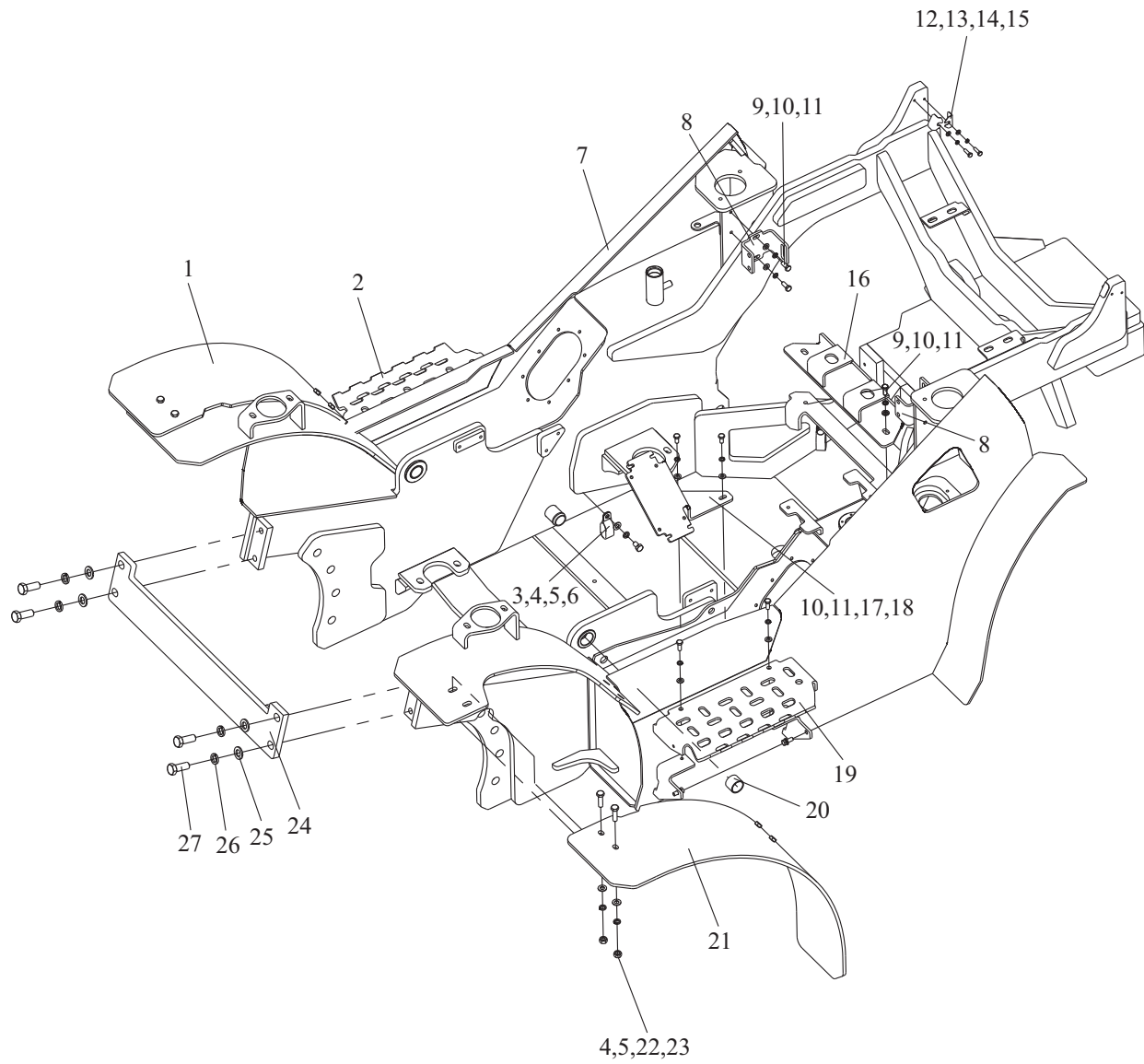
Item	Part No	Description	Q'ty	Remark
1	A30DA7-20100	Hand brake ass'y	1	
2	GB/T 5783	M10×25 Bolt	2	
3	GB/T 93	M10 Washer, lock	2	
4	GB/T 97.1	M10 Washer	2	



BODY SYSTEM

Frame ass'y

FD20,25RTC4-KL1/X63/Y2



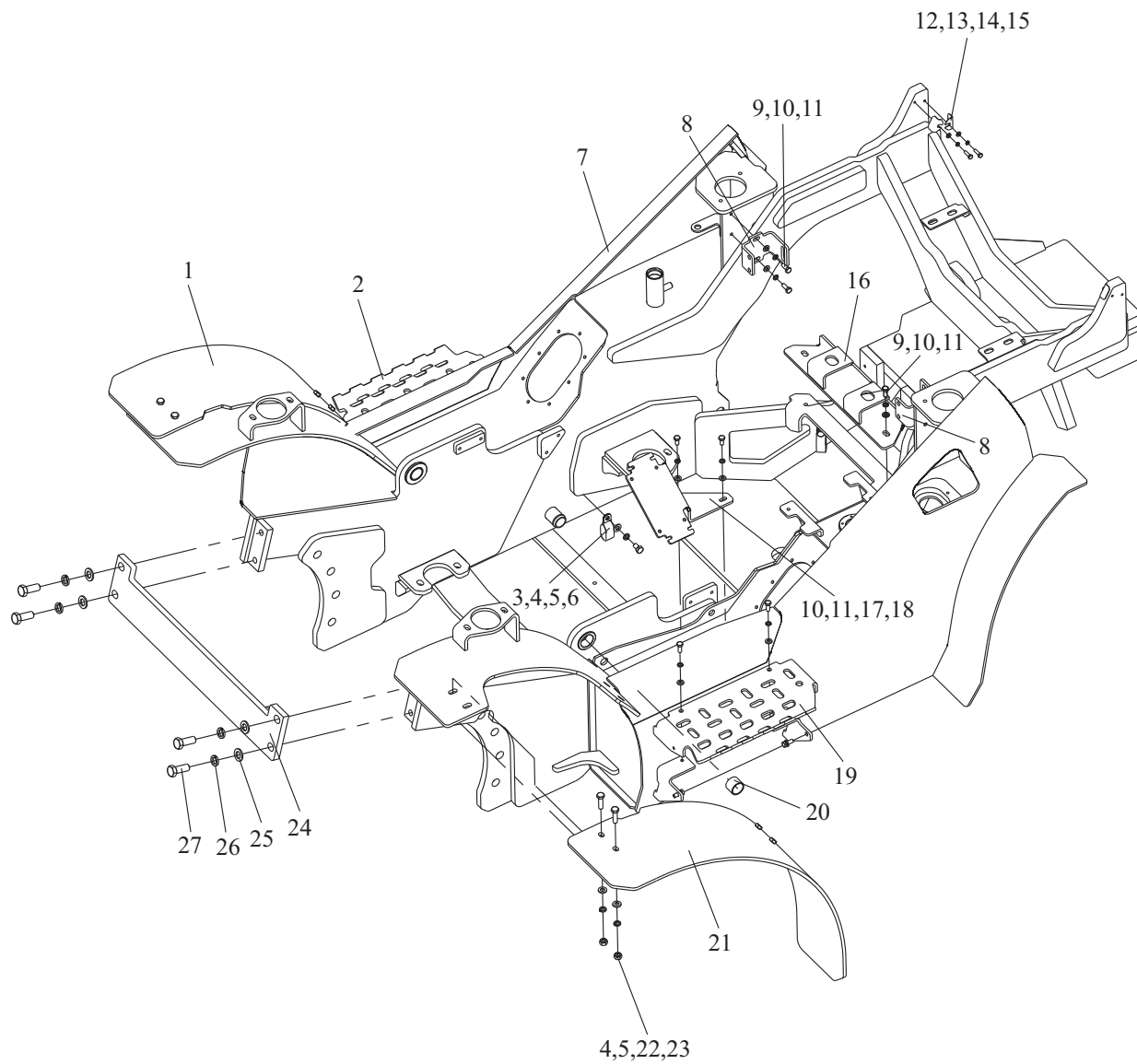
Frame ass'y

FD20,25RTC4-KL1/X63/Y2

Item	Part No	Description	Q'ty	Remark
1	Y25B1-10014R	Outer fender	1	
2	Y25B1-10017R	Right step	1	
3	GB/T 5783	M10×16 Bolt	8	
4	GB/T 93	M10 Washer, Lock	16	
5	GB/T 97.1	M10 Washer	16	
6	D30A1-11008	MClamp	8	
7	Y25B1-10100	Frame ass'y	1	FD20,25RTC4-KL1
-	Y25C1-10100	Frame ass'y	1	FD20,25RTC4-X63
-	Y25D1-10100	Frame ass'y	1	FD20,25RTC4-Y2
-	Y25E1-10100	Frame ass'y	1	FD20,25RTC4-DS1
8	Y25B1-10020	Bracket	2	FD20,25RTC4-KL1
-	Y25D1-10020	Bracket	2	FD20,25RTC4-Y2
-	Y25E1-10001	Bracket	2	FD20,25RTC4-DS1
-	Y25E1-10002	Bracket	2	FD20,25RTC4-DS1
9	GB/T 5783	M8×20 Bolt	14	
10	GB/T 93	M8 Washer, Lock	16	
11	GB/T 97.1	M8 Washer	16	
12	D30PI1-10002	Backing plate	4	
13	GB/T 93	M6 Washer, Lock	4	
14	GB/T 97.1	M6 Washer	4	
15	GB/T 5783	M6×20 Bolt	4	
16	Y25B1-10030	Lower support	1	FD20,25RTC4-KL1
-	Y25D1-10030	Lower support	1	FD20,25RTC4-Y2
-	Y25E1-10030	Lower support	1	FD20,25RTC4-DS1
17	Y25B1-10101	ECU mounting plate	1	
18	GB/T 5783	M8×16 Bolt	2	
19	Y25B1-10017L	Left step	1	
20	SF-2-3025	Steel back bearing	2	
21	Y25B1-10014L	Outer fender	1	
22	GB/T 6170	M10 Nut	8	

Frame ass'y

FD20,25RTC4-KL1/X63/Y2



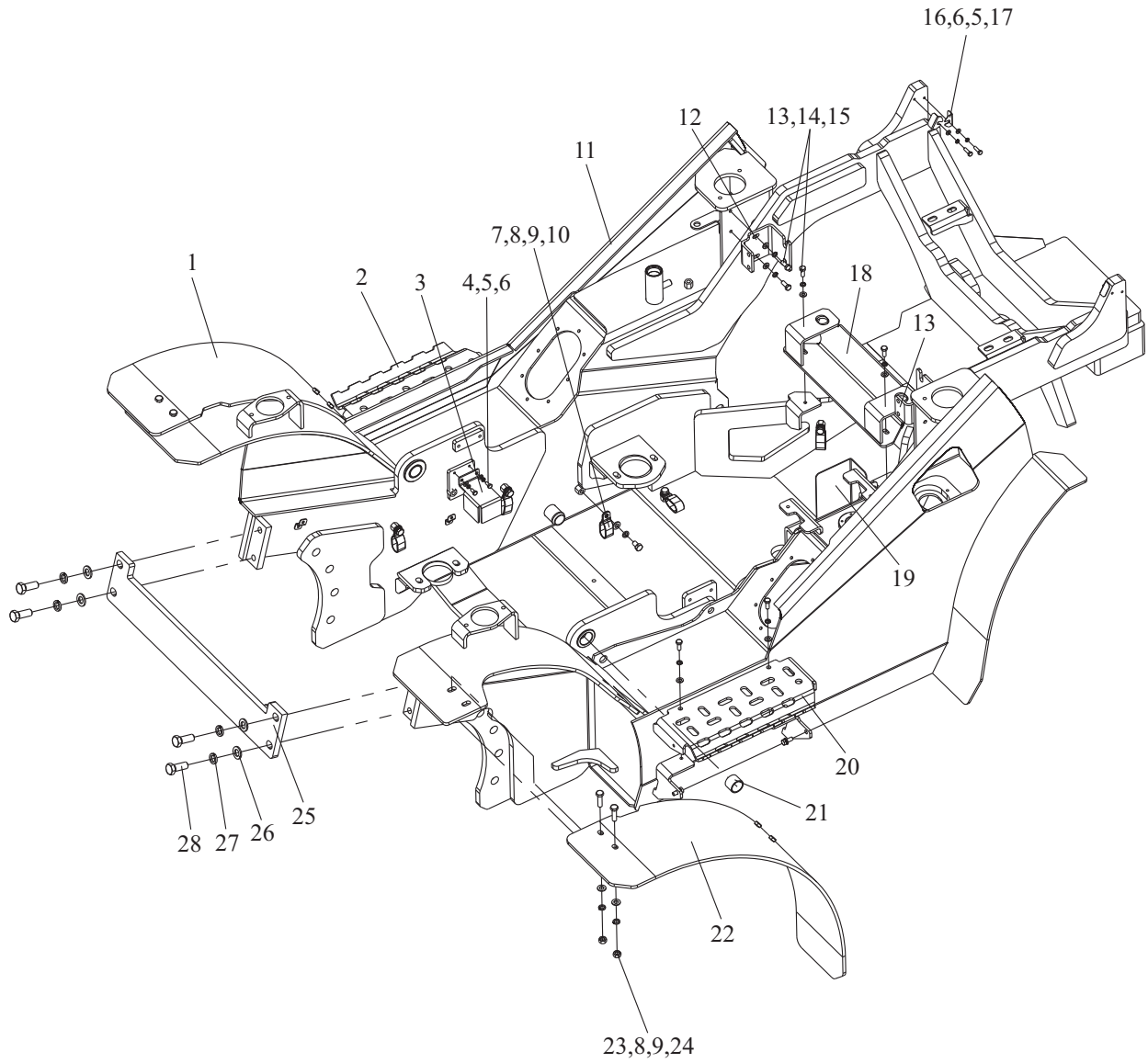
Frame ass'y

FD20,25RTC4-KL1/X63/Y2

Item	Part No	Description	Q'ty	Remark
23	GB/T 5783	M10×35 Bolt	8	
24	Y35A1-10002	Front plate ass'y	1	
25	GB/T 97.1	M16 Washer	4	
26	GB/T 93	M16 Washer, Lock	4	
27	GB/T 5783	M16×40 Bolt	4	

FD20,25RTC4-KMS17

Frame ass'y



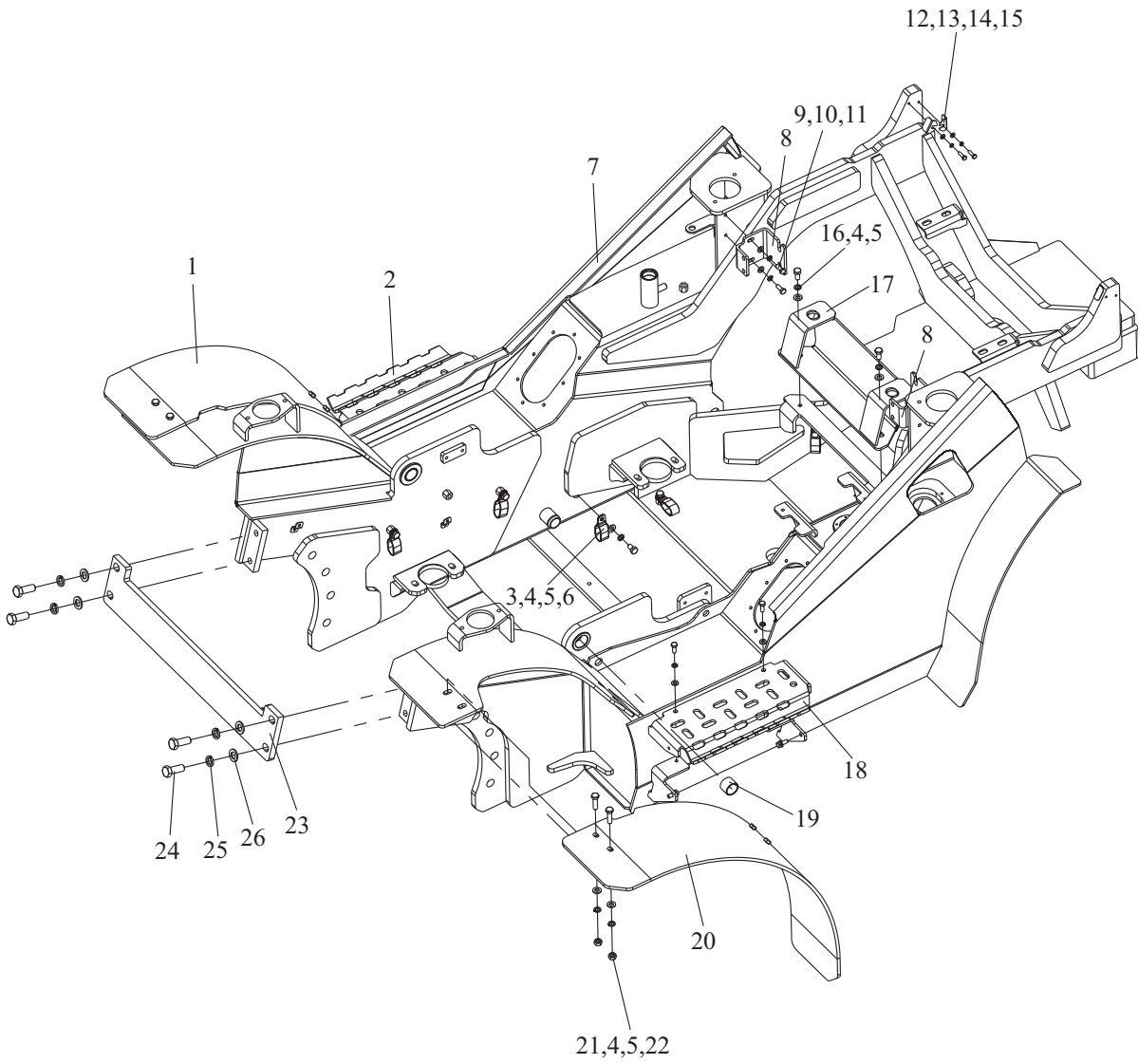
FD20,25RTC4-KMS17

Frame ass'y

Item	Part No	Description	Q'ty	Remark
1	Y25B1-10014R	Outer fender	1	
2	Y25B1-10017R	Right step	1	
3	D30AB1-10002	Relay shield	1	
4	GB/T 5783	M6×12 Bolt	4	
5	GB/T 93	6 Washer, Lock	8	
6	GB/T 97.1	6 Washer	8	
7	GB/T 5783	M10×16 Bolt	7	
8	GB/T 93	10 Washer, Lock	15	
9	GB/T 97.1	10 Washer	15	
10	D30A1-11008	Clamp	7	
11	Y25F1-10100	Frame ass'y	1	
12	Y25D1-10020	Bracket	2	
13	GB/T 5783	M8×20 Bolt	14	
14	GB/T 93	M8 Washer, Lock	14	
15	GB/T 97.1	M8 Washer	14	
16	D30PI1-10002	Backing plate	4	
17	GB/T 5783	M6×20 Bolt	4	
18	Y25F1-10020	Lower Support	1	
19	Y25F1-10001	ECU mounting plate	1	
20	Y25B1-10017L	Left step	1	
21	SF-2-3025	Steel back bearing	2	
22	Y25B1-10014L	Outer fender	1	
23	GB/T 6170	M10 Nut	8	
24	GB/T 5783	M10×35 Bolt	8	
25	Y25B1-10600	Front plate ass'y	1	
26	GB/T 97.1	M16 Washer	4	
27	GB/T 93	M16 Washer, Lock	4	
28	GB/T 5783	M16×40 Bolt	4	

Frame ass'y

FD20,25RTC4-S2/S5

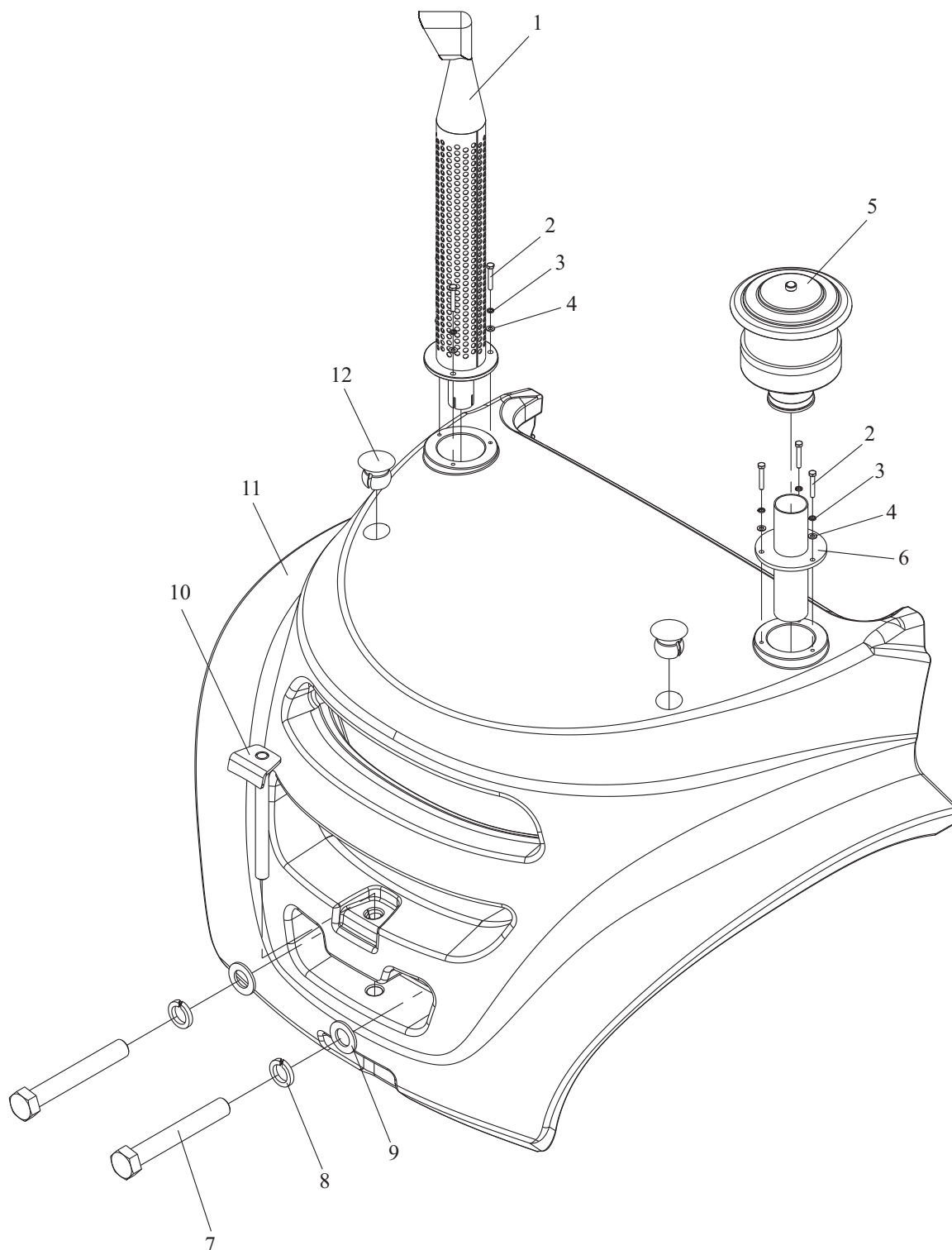


FD20,25RTC4-S2/S5

Frame ass'y

Item	Part No	Description	Q'ty	Remark
1	Y25B1-10014R	Outer fender	1	
2	Y25B1-10017R	Right step	1	
3	GB/T 5783	M10×16 Bolt	7	
4	GB/T 93	10 Washer, Lock	17	
5	GB/T 97.1	10 Washer	17	
6	D30A1-11008	Clamp	7	
7	Y25G1-10100	Frame ass'y	1	
8	Y25D1-10020	Bracket	2	
9	GB/T 5783	M8×20 Bolt	12	
10	GB/T 93	M8 Washer, Lock	12	
11	GB/T 97.1	M8 Washer	12	
12	D30PI1-10002	Backing plate	4	
13	GB/T 97.1	M6 Washer	4	
14	GB/T 93	M6 Washer, Lock	4	
15	GB/T 5783	M6×20 Bolt	4	
16	GB/T 5783	M10×20 Bolt	2	
17	Y25G1-10020	Lower Support	1	
18	Y25B1-10017L	Left step	1	
19	SF-2-3025	Steel back bearing	2	
20	Y25B1-10014L	Outer fender	1	
21	GB/T 6170	M10 Nut	8	
22	GB/T 5783	M10×35 Bolt	8	
23	Y25B1-10600	Front plate ass'y	1	
24	GB/T 5783	M16×40 Bolt	4	
25	GB/T 93	M16 Washer, Lock	4	
26	GB/T 97.1	M16 Washer	4	

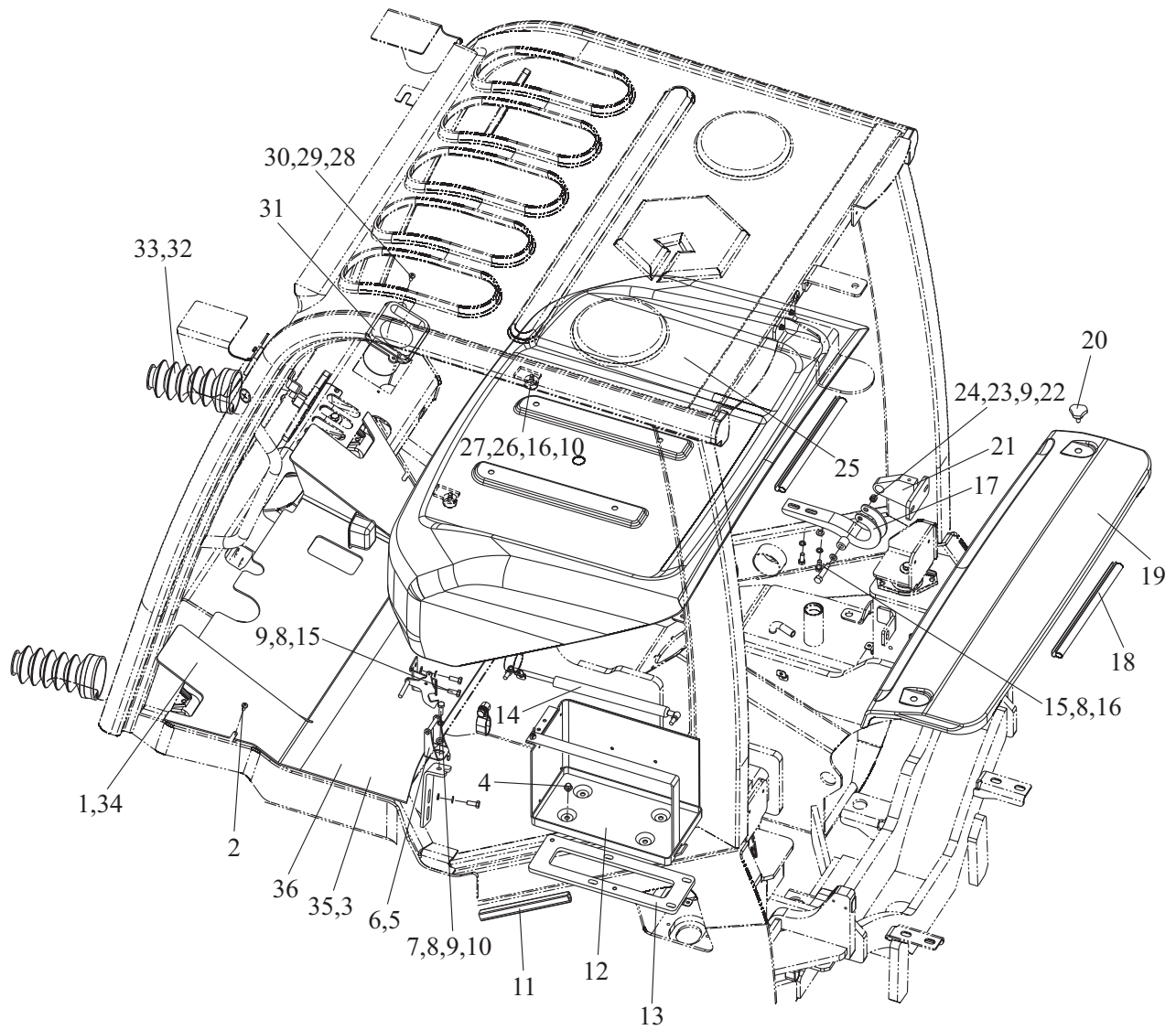
Counterweight installation



Counterweight installation

Item	Part No	Description	Q'ty	Remark
1	Y25B5-20200	High exhaust pipe	1	
2	GB/T 5783	M8×50 Bolt	6	
3	GB/T 93	M8 Washer, Lock	6	
4	GB/T 97.1	M8 Washer	6	
5	Y30A5-10100	Air pre filter	1	
6	Y25B5-10200	Intake Pipe	1	
7	GB/T 5782	M36×250 Bolt	2	
8	GB/T 93	M36 Washer, Lock	2	
9	GB/T 97.1	M36 Washer	2	
10	Y25B1-50100	Traction Pin	1	
11	Y25B1-50002	Counterweight	1	2t
-	Y25B1-50001	Counterweight	1	2.5t
12	D30A1-50002	Decorative cover	2	

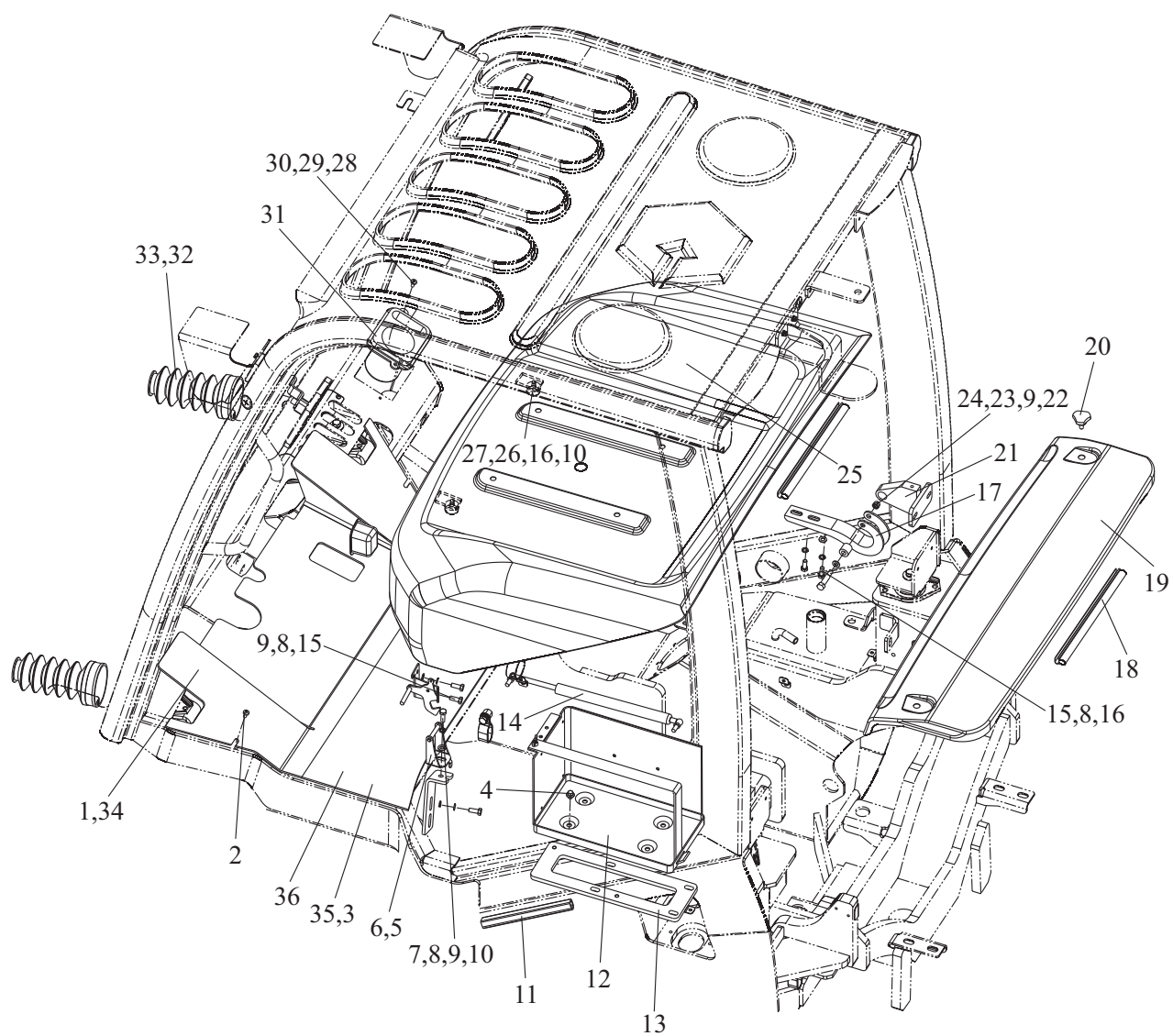
Hood, Floor Board



Hood、Floor Board

Item	Part No	Description	Q'ty	Remark
1	Y25B1-20500	Front floor ass'y	1	
2	D30A1-20003	M8×16 Screw	2	
3	Y25B1-20400	Rear floor ass'y	1	
4	GB/T 16674.1	M8×8 Bolt	8	
5	D30A1-20710	Under hood hook	1	
6	D30DA1-20004	Lock bracket	1	
7	GB/T 5783	M8×25 Bolt	1	
8	GB/T 93	M8 Washer, lock	11	
9	GB/T 97.1	M8 Washer	6	
10	GB/T 6170	M8 Nut	5	
11	D30DA1-20003	3M Sealing strip	1	
12	D30BN1-20100	Battery box	1	FD20,25RTC4-KL1/KMS17
-	D30DA1-20500	Battery box	1	FD20,25RTC4-X63/Y2
13	D30DD1-20001	Backing plate	1	FD20,25RTC4-KL1
-	D30DA1-20005	Backing plate	1	FD20,25RTC4-X63/Y2
14	D30DA1-20030	Gas spring	1	
15	GB/T 5783	M8×20 Bolt	10	
16	GB/T 96	M8 Washer	10	
17	D30DA1-20040	Hinge	2	
18	D30A1-20007	Sealing strip	1	
19	D30DA1-20200	Water tank cover plate	1	
20	D30A1-20009	Screw	2	
21	D30DA1-20050	Bracket	2	
22	GB/T 889.1	M8 Nut Bushing	2	
23	D30A1-20005	Bolt	2	
24	D30A1-20004	Hood ass'y	2	
25	D30DA1-20100	M8×40 Bolt	1	
26	GB/T 5783	Cushion Rubber	2	
27	D30A1-20011	M6×16 Screw	2	
28	D30C1-20009		2	

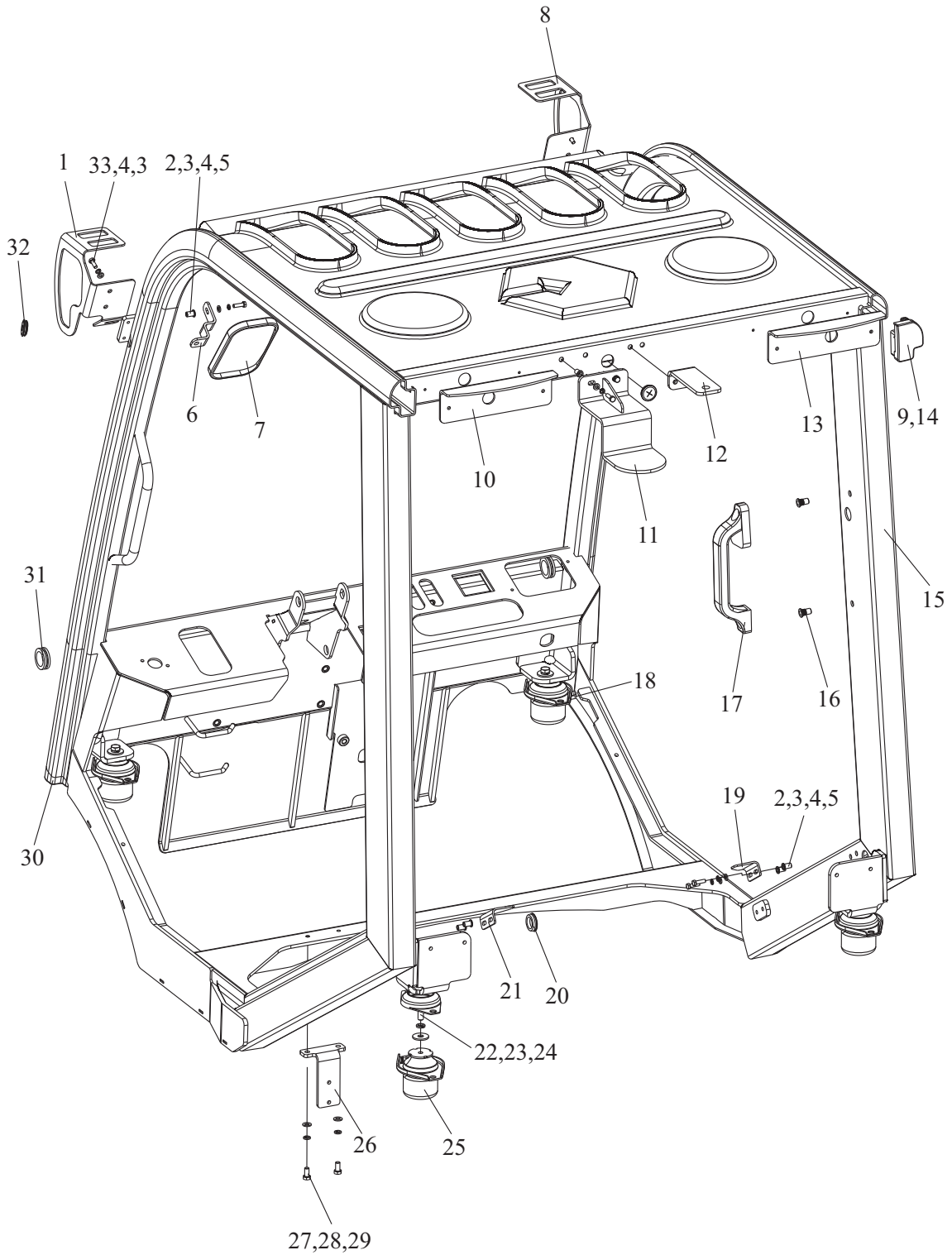
Hood, Floor Board



Hood、 Floor Board

Item	Part No	Description	Q'ty	Remark
29	GB/T 93	M6 Washer, lock	2	
30	GB/T 97.1	M6 Washer	2	
31	D30PI1-20003	Tool box	1	
32	D30C1-20014	A dust cover	2	
33	8JA08-10020	Laryngeal hoop	2	
34	D30DA1-20006	Sound insulation pad	1	
35	D30DA1-20007	Sound insulation pad	1	
36	Y25B1-20010	Floor mat	1	

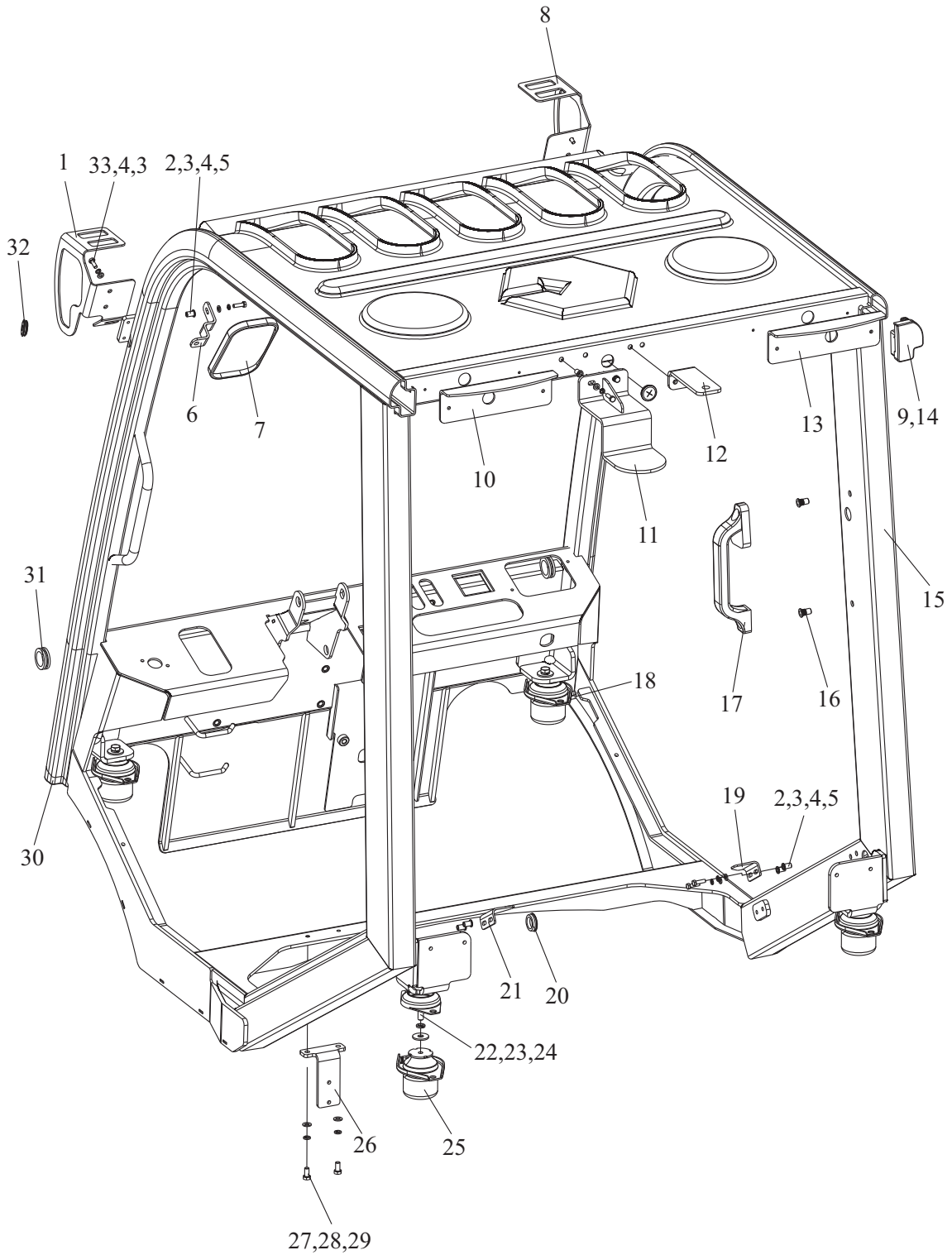
Roof guard ass'y



Roof guard ass'y

Item	Part No	Description	Q'ty	Remark
1	D30DA1-30003L	LED Bracket	1	
2	D30C1-30001	M6 Rivet nut	8	
3	GB/T 97.1	M6 Washer	12	
4	GB/T 93	M6 Washer,lock	12	
5	GB/T 5783	M6×20 Bolt	8	
6	D30A1-30002	Mirror bracket	2	
7	D30A1-30800	Rear view mirror	2	
8	D30DA1-30003R	LED Bracket	1	
9	D30D1-30004L	Back cover	1	
10	D30D1-31002L	Tail lamp protection panel	1	
11	D30D1-31021	Bracket	1	
12	D30D1-32001	Rear headlamp bracket	1	
13	D30D1-31002R	Tail lamp protection panel	1	
14	D30D1-30004R	Back cover	1	
15	Y25B1-30100	Overhead guard	1	
16	D35G1-30001	M8 Rivet nut	2	
17	D30C1-30500	Rear handle	1	
18	D30DA1-30004R	Front leg pad	1	
19	D30DA1-30002R	Baffle	1	
20	D30A1-20001	Decorative cover	1	
21	D30DA1-30002L	Baffle	1	
22	GB/T 96.1	M10 Washer	4	
23	GB/T 93	M10 Washer lock	4	
24	GB/T 5783	M10×25 Bolt	4	
25	A30EG5-10300	Shock pad	4	
26	Y25B1-30001	Lock bracket	1	
27	GB/T 97.1	M8 Washer	2	
28	GB/T 93	M8 Washer lock	2	
29	GB/T 5783	M8×16 Bolt	2	
30	D30DA1-30004L	Front leg pad	1	

Roof guard ass'y



Roof guard ass'y

Item	Part No	Description	Q'ty	Remark
31	D30A1-30005	Rubber ring II	2	
32	D15G1-30001	Rubber ring	3	
33	GB/T 5783	M6×16 Bolt	3	

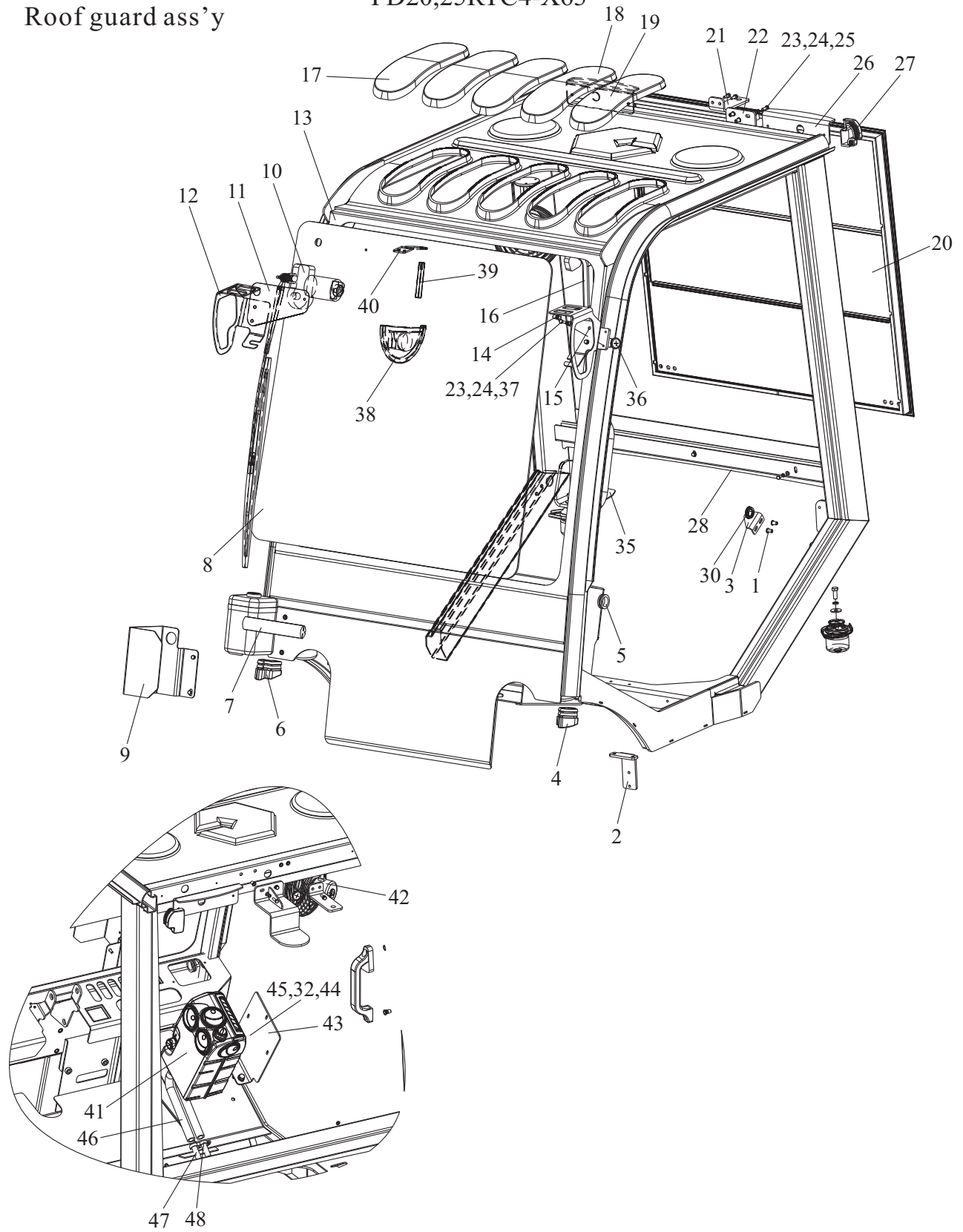
Roof guard ass'y

FD20,25RTC4-X63

Item	Part No	Description	Q'ty	Remark
1	D30C1-30001	M6 Rivet nut	10	
2	Y25B1-30001	Lock bracket	1	
3	D30DA1-30002L	Baffle	1	
4	D30DA1-30004L	Front leg pad	1	
5	D30A1-30005	Rubber ring II	2	
6	D30DA1-30004R	Front leg pad	1	
7	D30D1-40023	Three mouth adhesive strip	1	
8	D30DB1-30001	Front windshield	1	
-	D30DB1-30006	Front windshield	1	
9	Y25B1-30005	Bracket	1	
10	A30C2-30200	Wiper	1	
-	A30C2-30500	Wiper	1	
11	D30D1-40021	Baffle	1	
12	D30DA1-30003R	LED Bracket	1	
13	Y25C1-30100	Overhead guard	1	
14	D35G1-30001	M8 Rivet nut	2	
15	D30DA1-30003L	LED Bracket	1	
16	D30C1-30500	Rear handle	1	
17	D30C1-30002	Rain cover	5	
18	D30D1-30004R	Back cover	1	
19	D30D1-31002R	Tail lamp protection panel	1	
20	D30D1-30005	Back sliding window	1	
21	D30D1-32001	Rear headlamp bracket	1	
22	D30D1-31020	Bracket	1	
23	GB/T 97.1	M6 Washer	13	
24	GB/T 93	M6 Washer,lock	13	
25	GB/T 5783	M6×20 Bolt	6	
26	D30D1-31002L	Tail lamp protection panel	1	
27	D30D1-30004L	Back cover	1	
28	Y25B1-40004	Baffle	1	

Roof guard ass'y

FD20,25RTC4-X63

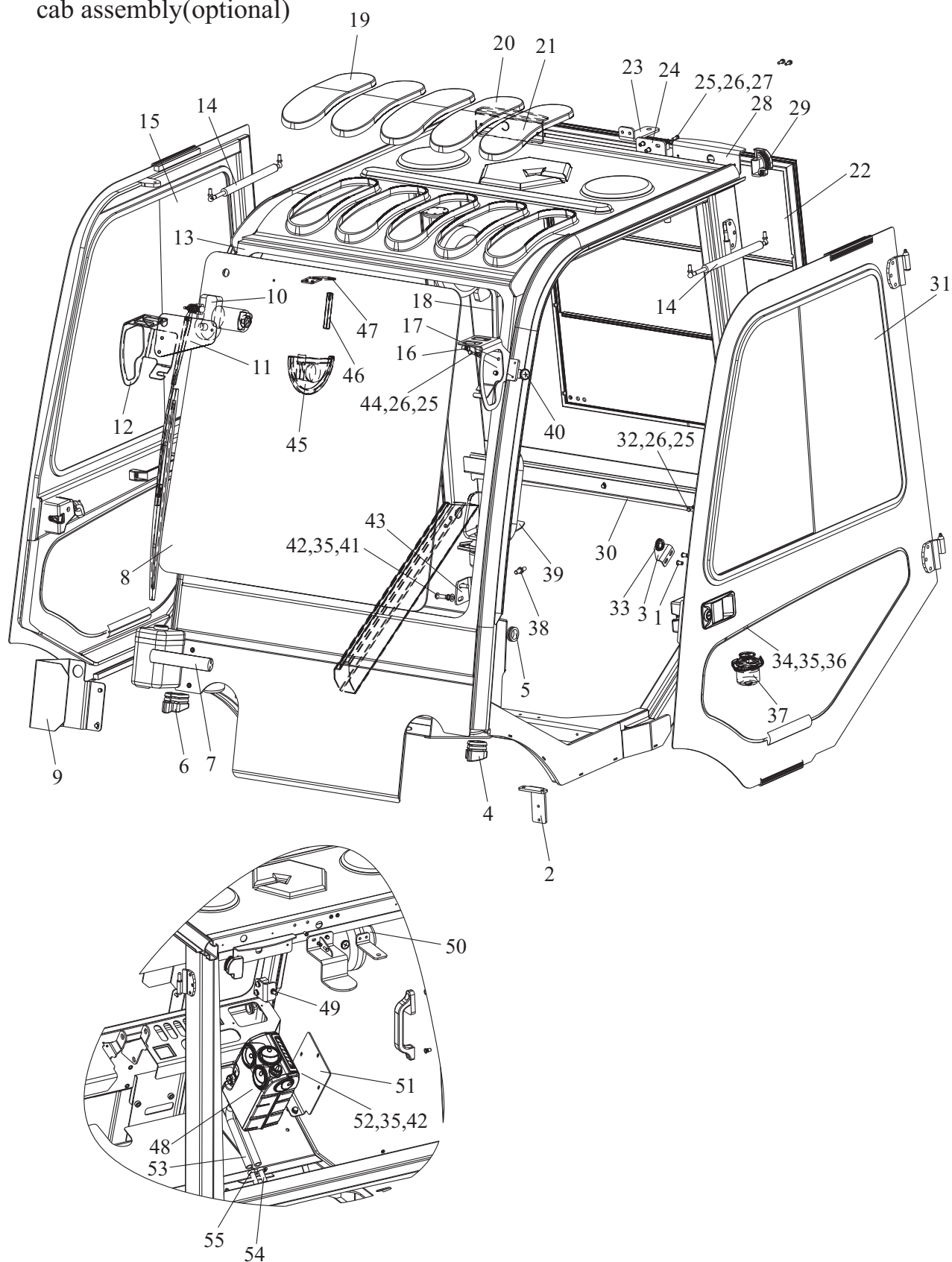


Roof guard ass'y

FD20,25RTC4-X63

Item	Part No	Description	Q'ty	Remark
29	GB/T 5783	M6×10 Bolt	3	
30	D30A1-20001	Decorative cover	1	
31	GB/T 5783	M10×25 Bolt	4	
32	GB/T 93	M10 Washer lock	6	
33	GB/T 96	M10 Washer	4	
34	A30EG5-10300	Shock pad	4	
35	D30DA1-30002R	Baffle	1	
36	D15G1-30001	Rubber ring	4	
37	GB/T 5783	M6×16 Bolt	4	
38	D30C1-30600	Rear view mirror	1	
39	D30D1-31007	Fixing rod	1	
40	D30DA1-40001	Mirror bracket	1	
41	D30DA1-40500	12V Air heater	1	
42	D30D1-41610	Fan	1	
43	Y25B1-40503	Air heater bracket	1	
44	GB/T 97.1	M10 Washer	2	
45	GB/T 5783	M10×30 Bolt	2	
46	D30DA1-40501	Water pipe of air heater	2	
47	D30DA1-40502	Connecting pipe of air heater	2	
48	JB/T8870	25×16 Laryngeal hoop	4	

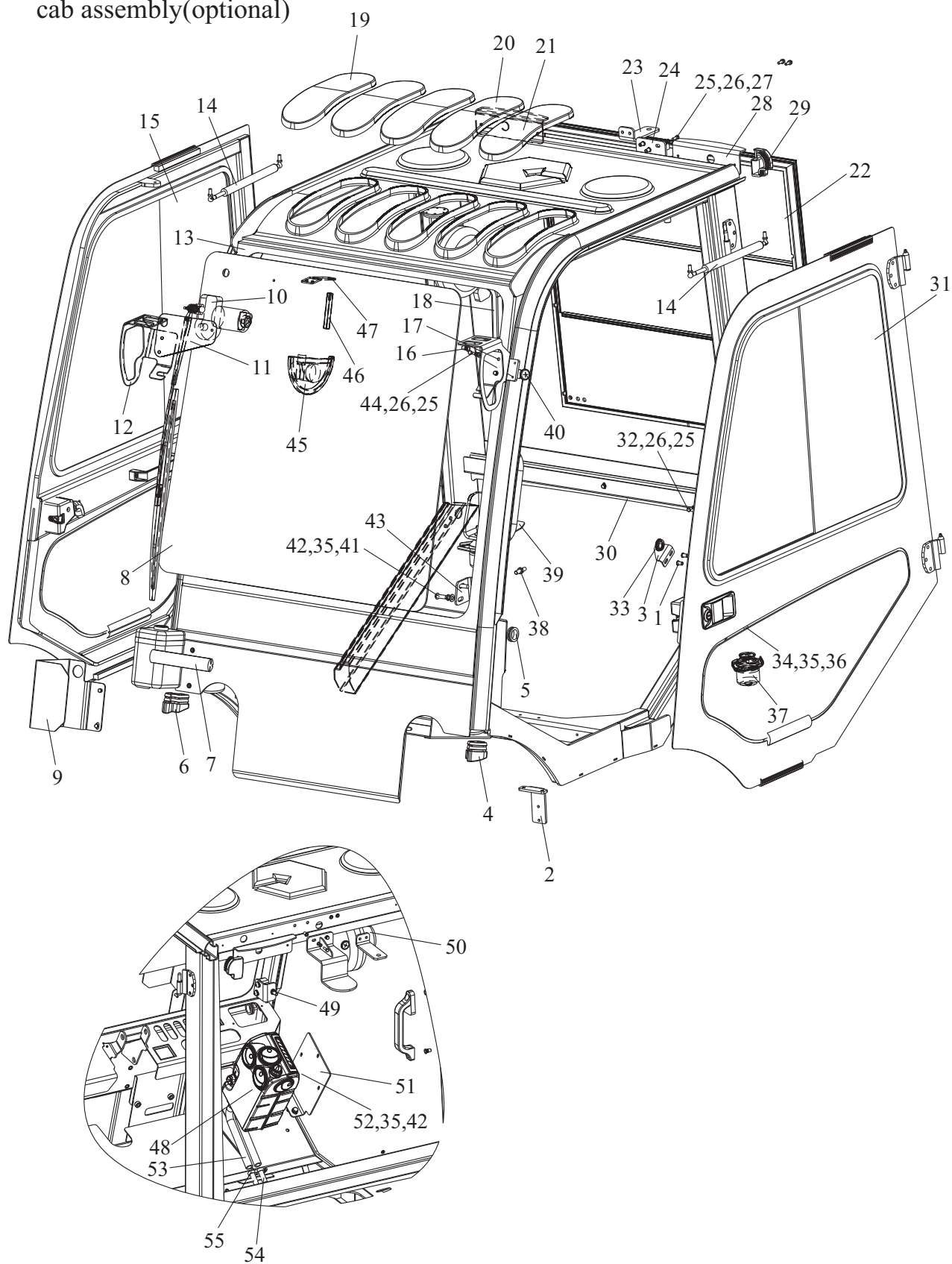
cab assembly(optional)



cab assembly(optional)

Item	Part No	Description	Q'ty	Remark
1	D30C1-30001	M6 Rivet nut	10	
2	Y25B1-30001	Lock bracket	1	
3	D30DA1-30002L	Baffle	1	
4	D30DA1-30004L	Front leg pad	1	
5	D30A1-30005	Rubber ring II	2	
6	D30DA1-30004R	Front leg pad	1	
7	D30D1-40023	Three mouth adhesive strip	1	
8	D30DB1-30001	Front windshield	1	
-	D30DB1-30006	Front windshield	1	
9	Y25B1-30005	Bracket	1	
10	A30C2-30200	Wiper	1	
-	A30C2-30500	Wiper	1	
11	D30D1-40021	Baffle	1	
12	D30DA1-30003R	LED Bracket	1	
13	Y25B1-40100	Overhead guard	1	
14	Y25B1-40008	Fixed rod	2	
15	Y25B1-42000	Right door ass'y	1	
16	D35G1-30001	M8 Rivet nut	2	
17	D30DA1-30003L	LED Bracket	1	
18	D30C1-30500	Rear handle	1	
19	D30C1-30002	Rain cover	5	
20	D30D1-30004R	Back cover	1	
21	D30D1-31002R	Tail lamp protection panel	1	
22	D30D1-30005	Back sliding window	1	
23	D30D1-32001	Rear headlamp bracket	1	
24	D30D1-31020	Bracket	1	
25	GB/T 97.1	M6 Gasket	13	
26	GB/T 93	M6 Washer	13	
27	GB/T 5783	M6×20 Bolt	6	
28	D30D1-31002L	Tail lamp protection panel	1	

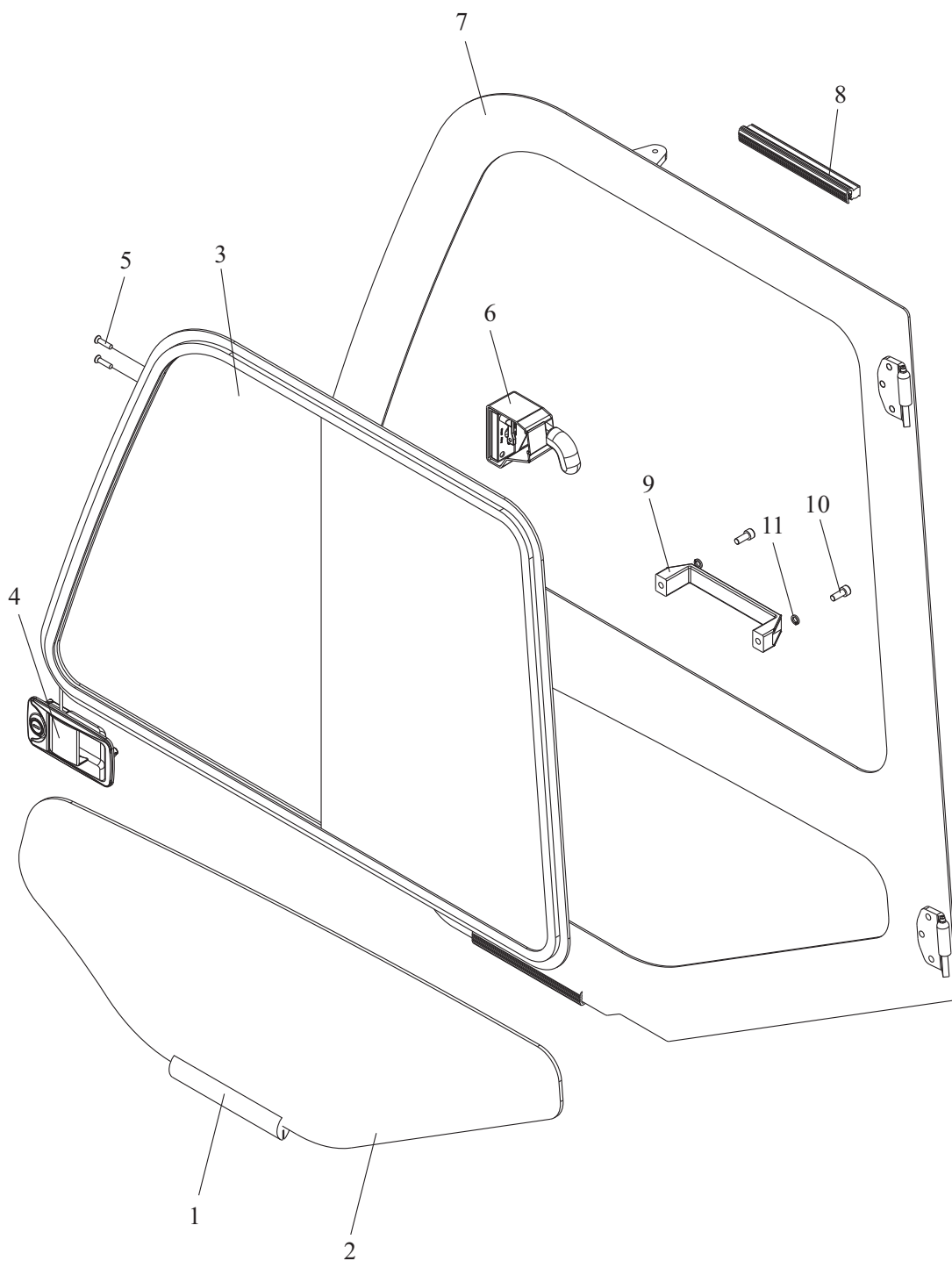
cab assembly(optional)



cab assembly(optional)

Item	Part No	Description	Q'ty	Remark
29	D30D1-30004L	Back cover	1	
30	Y25B1-40004	Baffle	1	
31	Y25B1-41000	Left door ass'y	1	
32	GB/T 5783	M6×10 Bolt	3	
33	D30A1-20001	Decorative cover	1	
34	GB/T 5783	M10×25 Bolt	4	
35	GB/T 93	M10Washer	10	
36	GB/T 96	M10 Washer	4	
37	A30EG5-10300	Shock pad	4	
38	D30D1-40017	Impact bolt	2	
39	D30DA1-30002R	Baffle	1	
40	D15G1-30001	Rubber ring	4	
41	GB/T 70.2	M10×30 Screw	4	
42	GB/T 97.1	M10 Gasket	6	
43	Y25B1-40002L	Bracket	1	
44	GB/T 5783	M6×16 Bolt	4	
45	D30C1-30600	Rearview mirror	1	
46	D30D1-31007	Fixing rod	1	
47	D30DA1-40001	Rearview mirror supportor	1	
48	D30DA1-40500	Fan heater	1	
49	D30DA1-40002R	Bracket	1	
50	D30D1-41610	Fan	1	
51	Y25B1-40503	Fan heater supportor ass'y	1	
52	GB/T 5783	M10×30 Bolt	2	
53	D30DA1-40501	Water pipe of air heater	2	
54	D30DA1-40502	Connecting pipe of air heater	2	
55	JB/T8870	25×16 Laryngeal hoop	4	

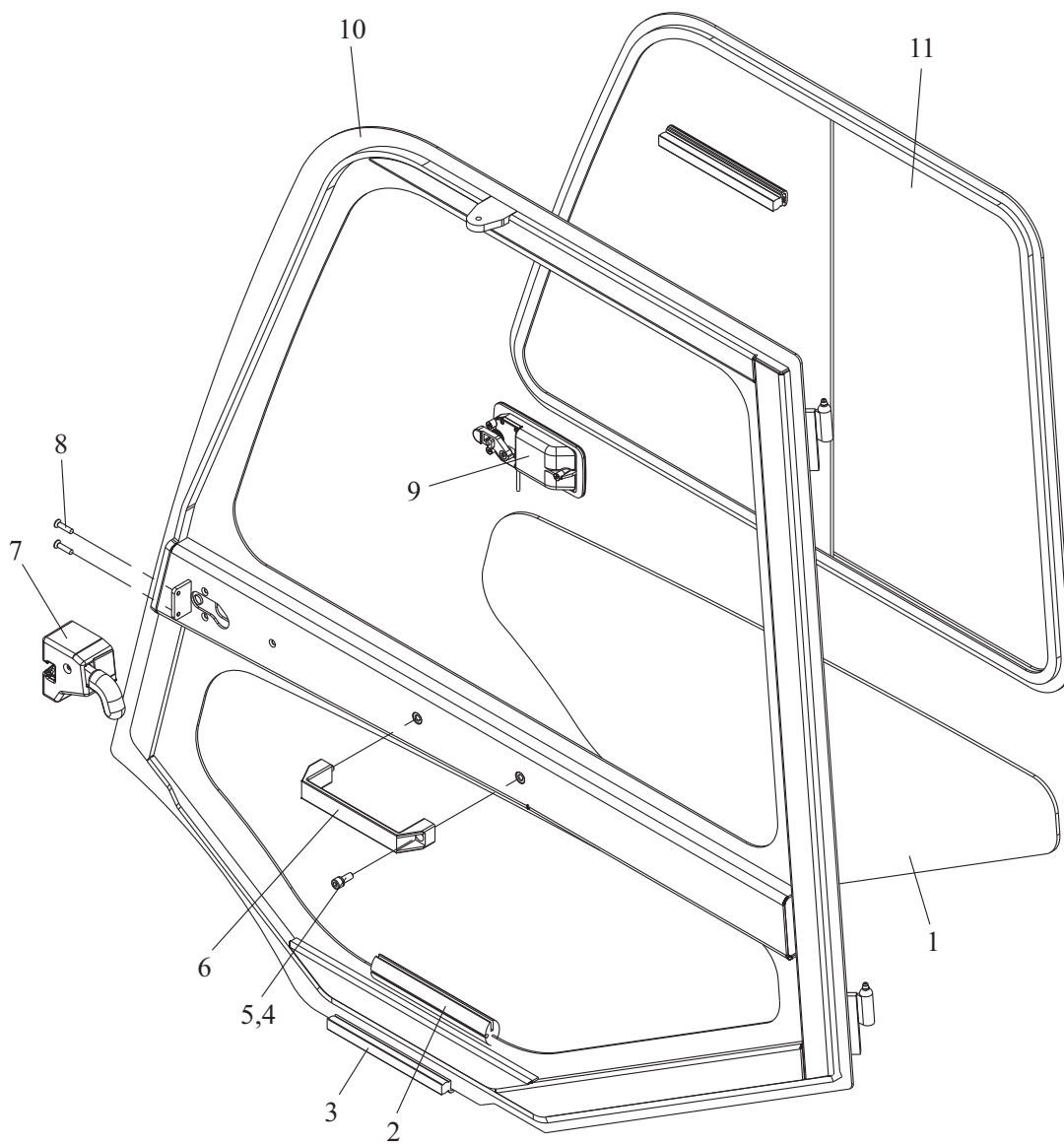
Left door ass'y



Left door ass'y

Item	Part No	Description	Q'ty	Remark
1	D30D1-40023	Three mouth adhesive strip	1	
2	Y25B1-41001	Side door glass	1	
3	D30DA1-41300	Side sliding window	1	
4	D30DA1-41200	Door lock ass'y	1	
5	GB/T819.2	M6×25 Screw	2	
6	T20G1-40300	Inner release assembly left	1	
7	Y25B1-41100	Left door frame ass'y	1	
8	D30D1-40019	Square foam sealing strip	2	
9	D30T1-40003	Handle	1	
10	GB/T 70.1	M8×20 Screw	2	
11	GB/T 93	M8 Washer	2	

Right door ass'y

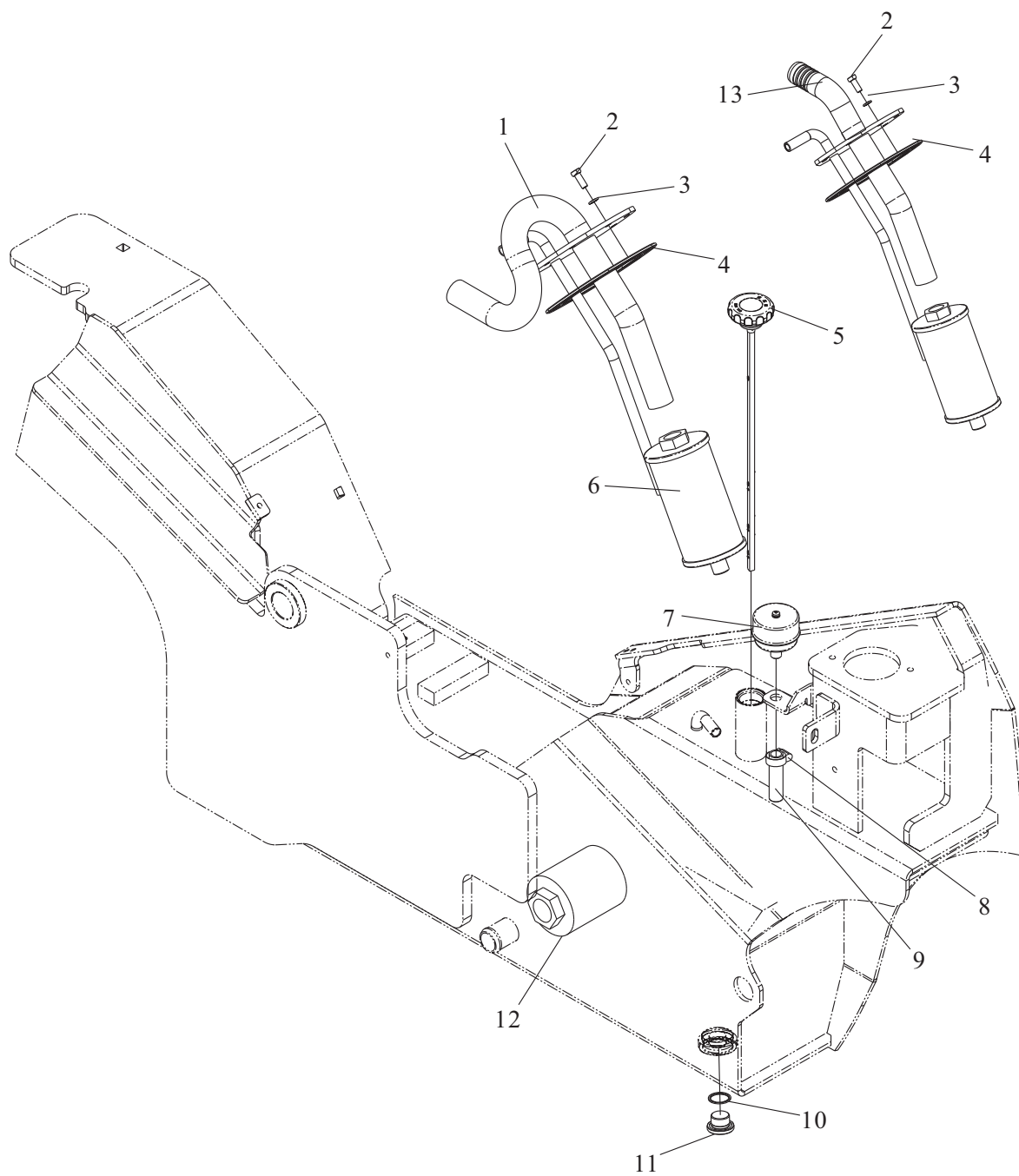


Right door ass'y

Item	Part No	Description	Q'ty	Remark
1	Y25B1-41001	Side door glass	1	
2	D30D1-40023	Three mouth adhesive strip	1	
3	D30D1-40019	Square foam sealing strip	2	
4	GB/T 70.1	M8×20 Screw	2	
5	GB/T 93	M8 Washer	2	
6	D30T1-40003	Handle	1	
7	T20G1-40400	Inner release assembly right	1	
8	GB/T 819.2	M6×25 Screw	2	
9	D30DA1-41200	Door lock ass'y	1	
10	Y25B1-42100	Right door frame ass'y	1	
11	D30DA1-42300	Side sliding window	1	

HYDRAULIC SYSTEM

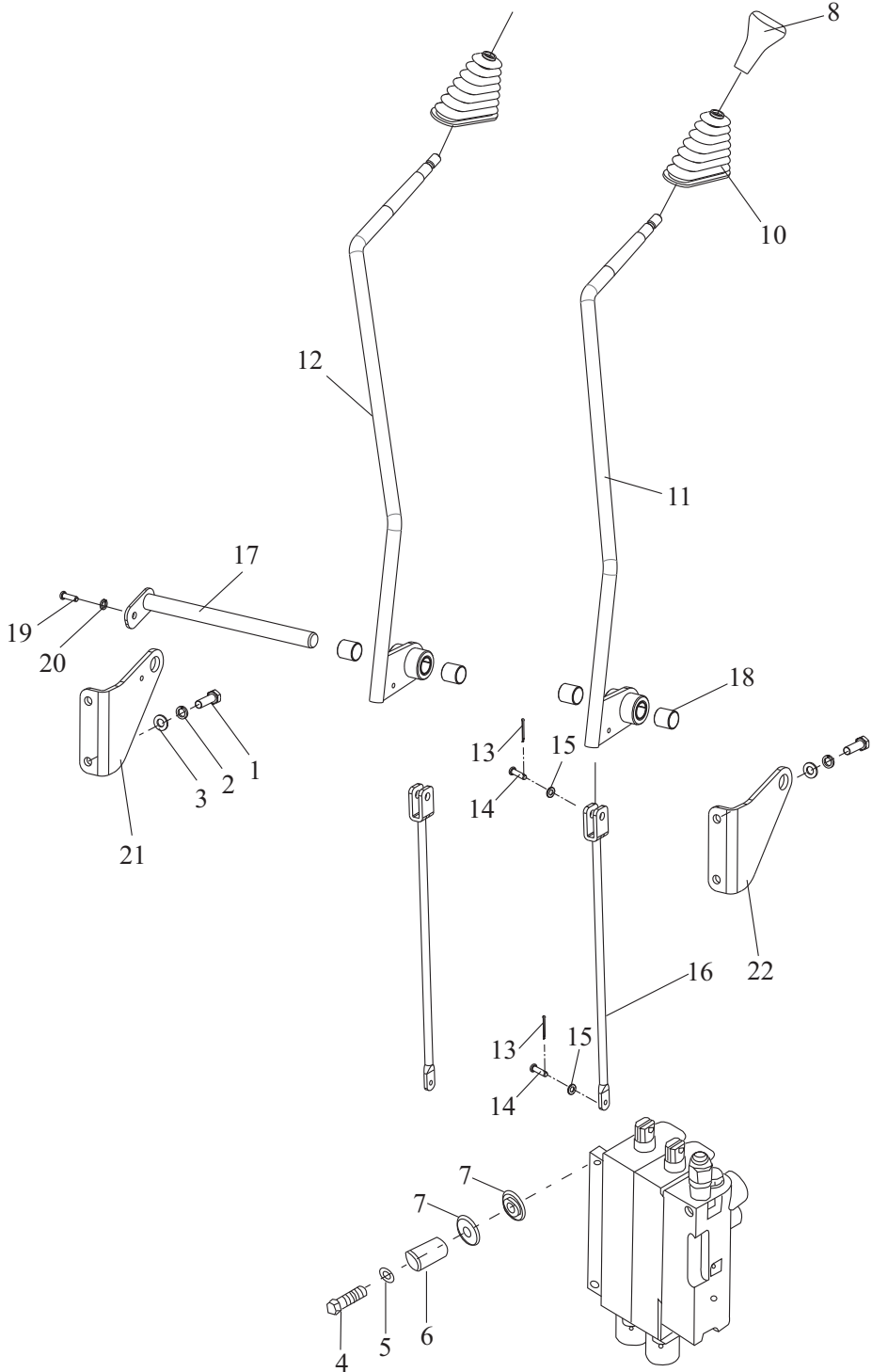
Oil tank



Oil tank

Item	Part No	Description	Q'ty	Remark
1	A30DA4-50100	Coverplate ass'y	1	
2	GB/T 5783	M8×20 Bolt	8	
3	JB/T 982	M8 Cushion	8	
4	A30DA5-30002	Oil tank cover plate	1	
5	A30DA4-50200	Oiling cap ass'y	1	
6	A30A4-50300	Strainer	1	
7	A30A4-50500	Breather	1	
8	JB/T 8870	25×16 Clip	2	
9	TG000-10010	10×300 Oil resistance hose	1	
10	A30A4-50004	Sealing ring	1	
11	A30A4-50002	Plug, drain	1	
12	A30DA4-50300	Strainer	1	
13	A30DI4-50100	Coverplate ass'y	1	

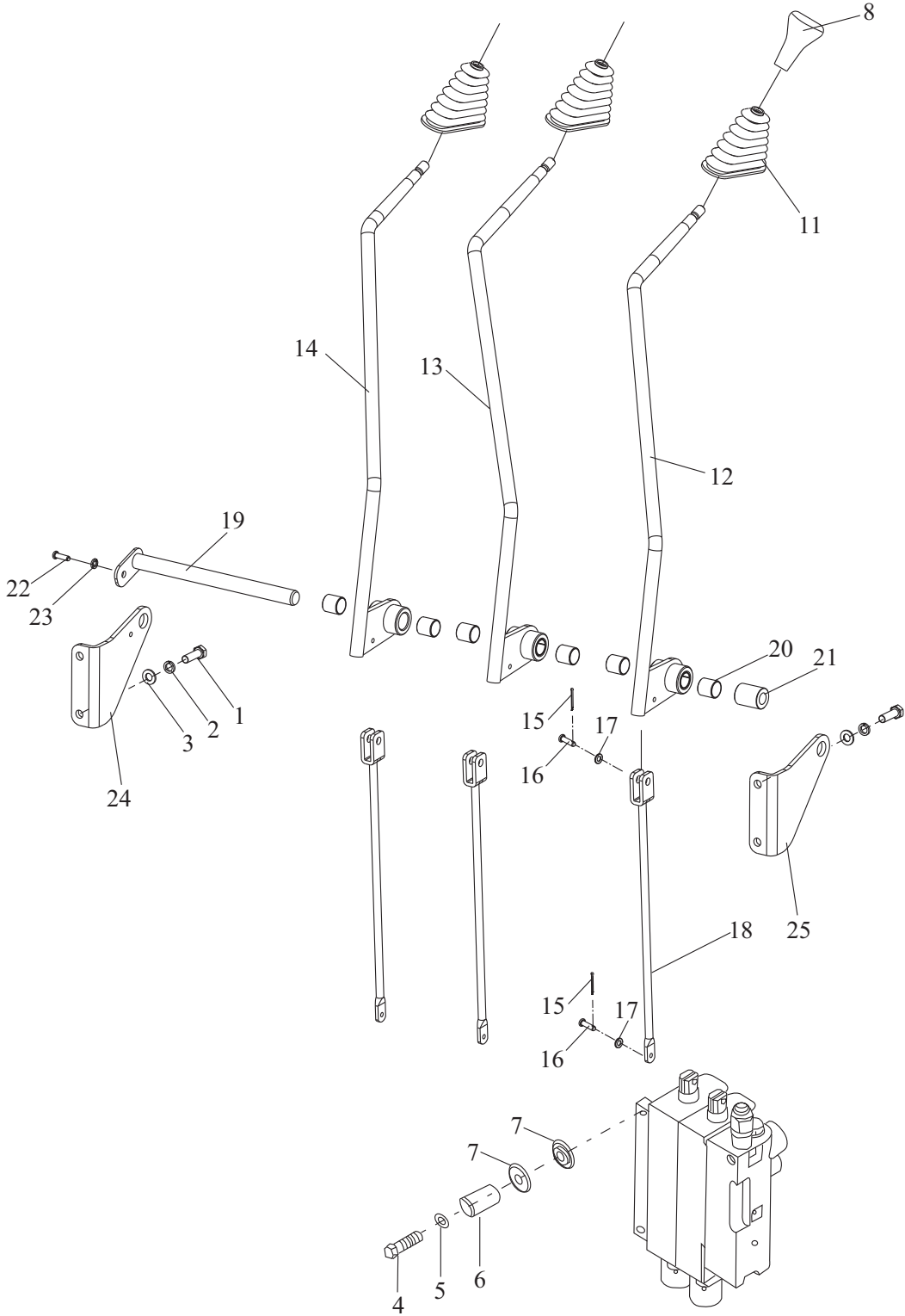
Valve control (two-throw)



Valve control (two-throw)

Item	Part No	Description	Q'ty	Remark
1	GB/T5783	M8×25 Bolt	4	
2	GB/T93	M8 Washer ,lock	4	
3	GB/T97.1	M8 Washer	4	
4	GB/T5786	M10×1.25×35 Bolt	3	
5	A30A5-20003	Plate	3	
6	A30A7-40001	Coller	3	
7	A30A7-40002	Rubber	6	
8	A30A7-40003	Knob, lift	1	
9	A30A7-40004	Knob, tilt	1	
10	A15H7-40001	Dust Cover	2	
11	A30DA7-40110	Level, lift	1	
12	A30DA7-40120	Level, tilt	1	
13	GB/T91	1.6×20 Pin, cotter	4	
14	A30C7-40001	M6 Washer	4	
15	GB/T97.1	Joint	4	
16	Y25B7-40100	Shaft, valve	2	
17	A30C7-40110	Bearing	1	
18	A30C7-40004	M6×10 Bolt	4	
19	GB/T5783	M6 Washer ,lock	1	
20	GB/T93	Bracket, valve lever	1	
21	A30DA7-40001	Bracket, valve lever	1	
22	A30DA7-40002		1	

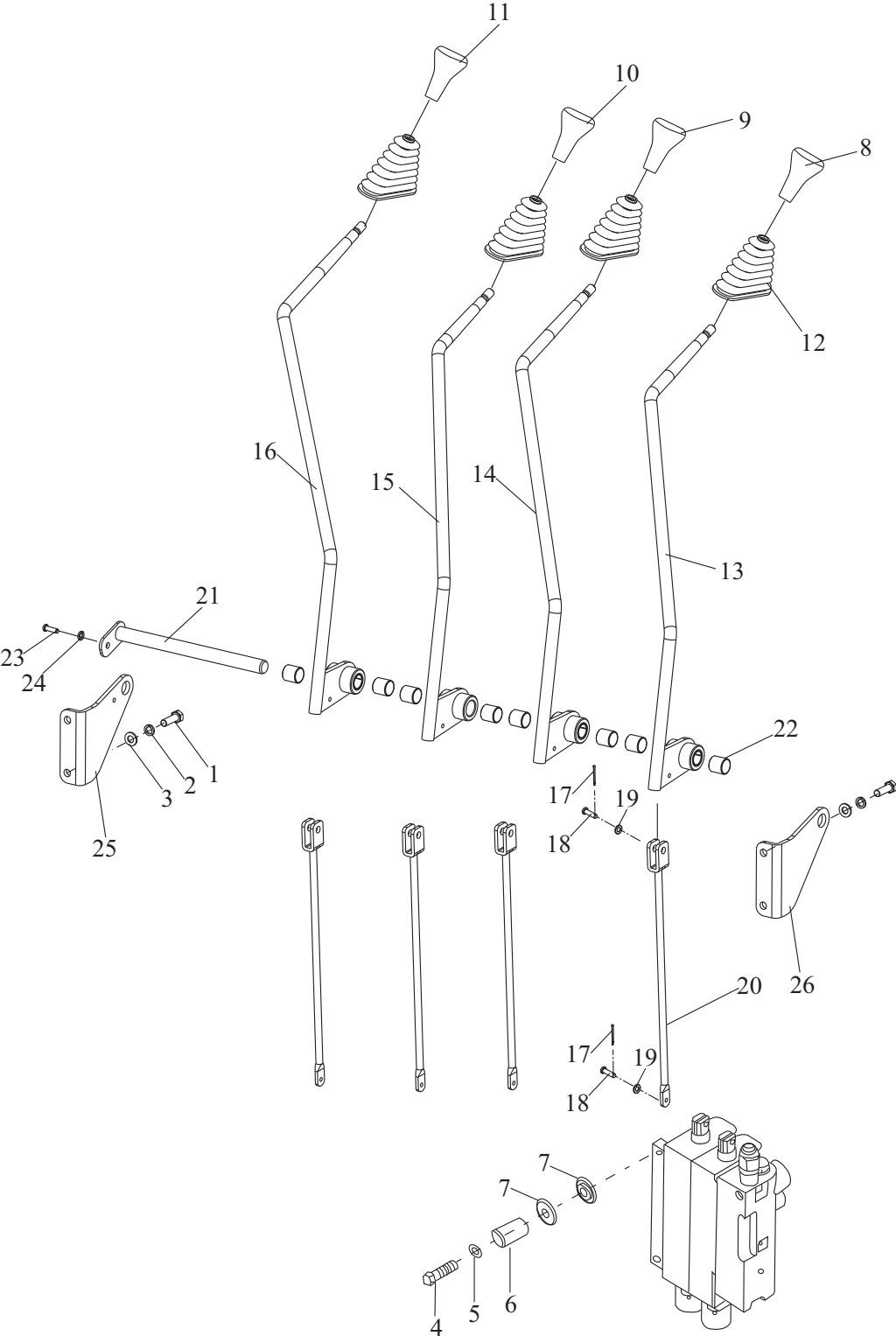
Valve control(three-throw)



Valve control (three-throw)

Item	Part No	Description	Q'ty	Remark
1	GB/T5783	M8×25 Bolt	4	
2	GB/T93	M8 Washer ,lock	4	
3	GB/T97.1	M8 Washer	4	
4	GB/T5786	M10×1.25×35 Bolt	3	
5	A30A5-20003	Plate	3	
6	A30A7-40001	Coller	3	
7	A30A7-40002	Rubber	6	
8	A30A7-40003	Knob, lift	1	
9	A30A7-40004	Knob, tilt	1	
10	A30A7-40005	Knob, sidesway	1	
11	A15H7-40001	Dust Cover	3	
12	A30DA7-40110	Level, lift	1	
13	A30DA7-40120	Level, tilt	1	
14	A30DA7-40130	Lever, third	1	
15	GB/T91	1.6×20 Pin, cotter	6	
16	A30C7-40001	Pin	6	
17	GB/T97.1	M6 Washer	6	
18	Y25B7-40100	Joint	3	
19	A30DA7-40300	Shaft, valve	1	
20	A30C7-40004	Bearing	6	
21	A30C7-40003	Coller	1	
22	GB/T5783	M6×10 Bolt	1	
23	GB/T93	M6 Washer ,lock	1	
24	A30DA7-40001	Bracket, valve lever	1	
25	A30DA7-40002	Bracket, valve lever	1	

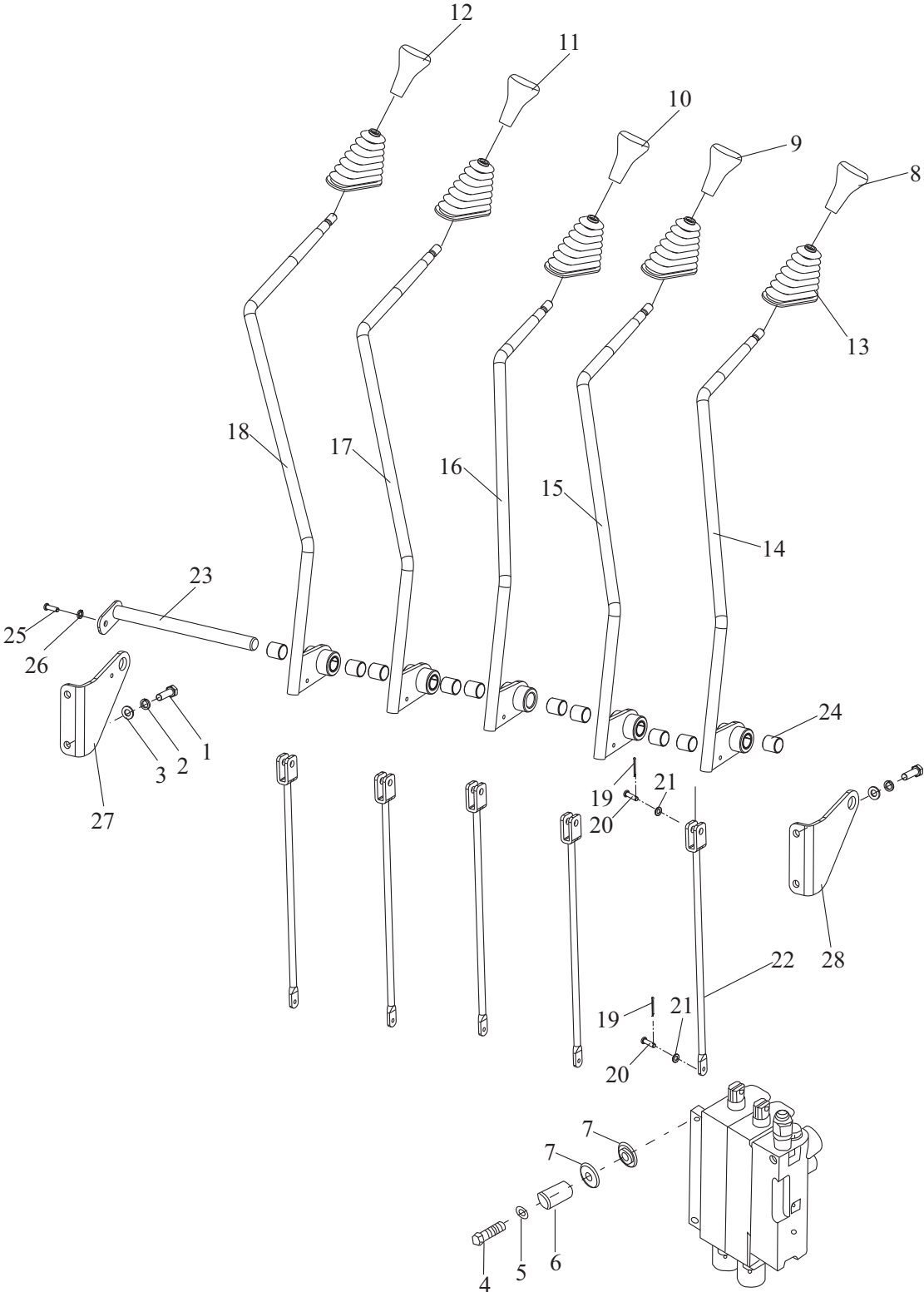
Valve control (four-throw)



Valve control (four-throw)

Item	Part No	Description	Q'ty	Remark
1	GB/T5783	M8×25 Bolt	4	
2	GB/T93	M8 Washer ,lock	4	
3	GB/T97.1	M8 Washer	4	
4	GB/T5786	M10×1.25×35 Bolt	3	
5	A30A5-20003	Plate	3	
6	A30A7-40001	Coller	3	
7	A30A7-40002	Rubber	6	
8	A30A7-40003	Knob, lift	1	
9	A30A7-40004	Knob, tilt	1	
10	A30A7-40005	Knob, sidesway	1	
11	A30A7-40006	Knob, clamp	1	
12	A15H7-40001	Dust Cover	4	
13	A30DA7-40110	Level, lift	1	
14	A30DA7-40120	Level, tilt	1	
15	A30DA7-40130	Lever, third	1	
16	A30DA7-40140	Lever, fourth	1	
17	GB/T91	1.6×20 Pin, cotter	8	
18	A30C7-40001	Pin	8	
19	GB/T97.1	M6 Washer	8	
20	Y25B7-40100	Joint	4	
21	A30C7-40120	Shaft, valve	1	
22	A30C7-40004	Bearing	8	
23	GB/T5783	M6×10 Bolt	1	
24	GB/T93	M6 Washer ,lock	1	
25	A30DA7-40001	Bracket, valve lever	1	
26	A30DA7-40002	Bracket, valve lever	1	

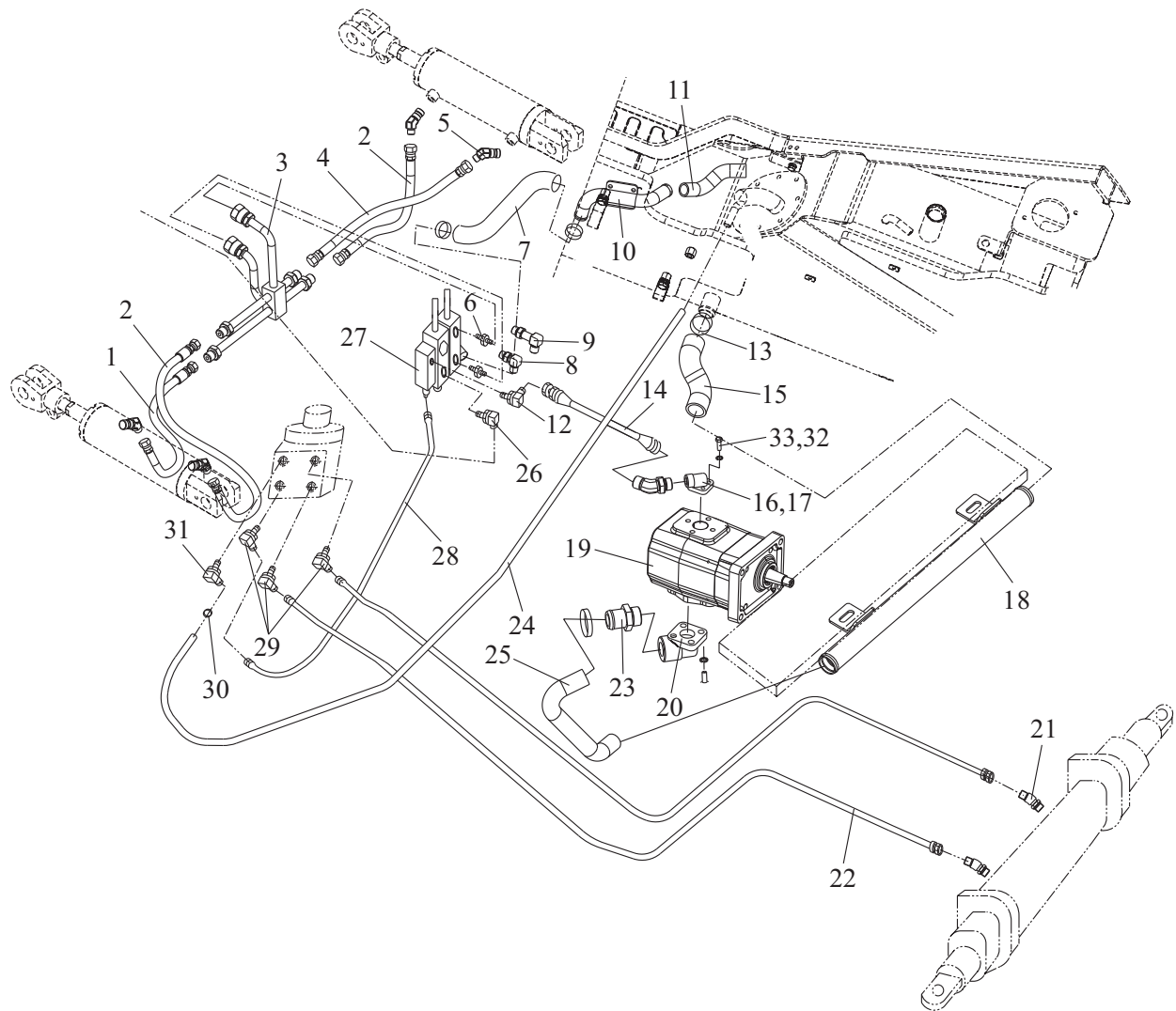
Valve control (five-throw)



Valve control (five-throw)

Item	Part No	Description	Q'ty	Remark
1	GB/T5783	M8×25 Bolt	4	
2	GB/T93	M8 Washer ,lock	4	
3	GB/T97.1	M8 Washer	4	
4	GB/T5786	M10×1.25×35 Bolt	3	
5	A30A5-20003	Plate	3	
6	A30A7-40001	Coller	3	
7	A30A7-40002	Rubber	6	
8	A30A7-40003	Knob, lift	1	
9	A30A7-40004	Knob, tilt	1	
10	A30A7-40005	Knob, sidesway	1	
11	A30A7-40006	Knob, clamp	1	
12	A30A7-40007	Knob, rotate	1	
13	A15H7-40001	Dust Cover	5	
14	A30DA7-40110	Level, lift	1	
15	A30DA7-40120	Level, tilt	1	
16	A30DA7-40130	Lever, third	1	
17	A30DA7-40140	Lever, fourth	1	
18	A30DA7-40150	Lever, fifth	1	
19	GB/T91	1.6×20 Pin, cotter	10	
20	A30C7-40001	Pin	10	
21	GB/T97.1	M6 Washer	10	
22	A30DA7-40003	Joint	5	
23	A30C7-40130	Shaft, valve	1	
24	A30C7-40004	Bearing	10	
25	GB/T5783	M6×10 Bolt	1	
26	GB/T93	M6 Washer ,lock	1	
27	A30DA7-40001	Bracket, valve lever	1	
28	A30DA7-40002	Bracket, valve lever	1	

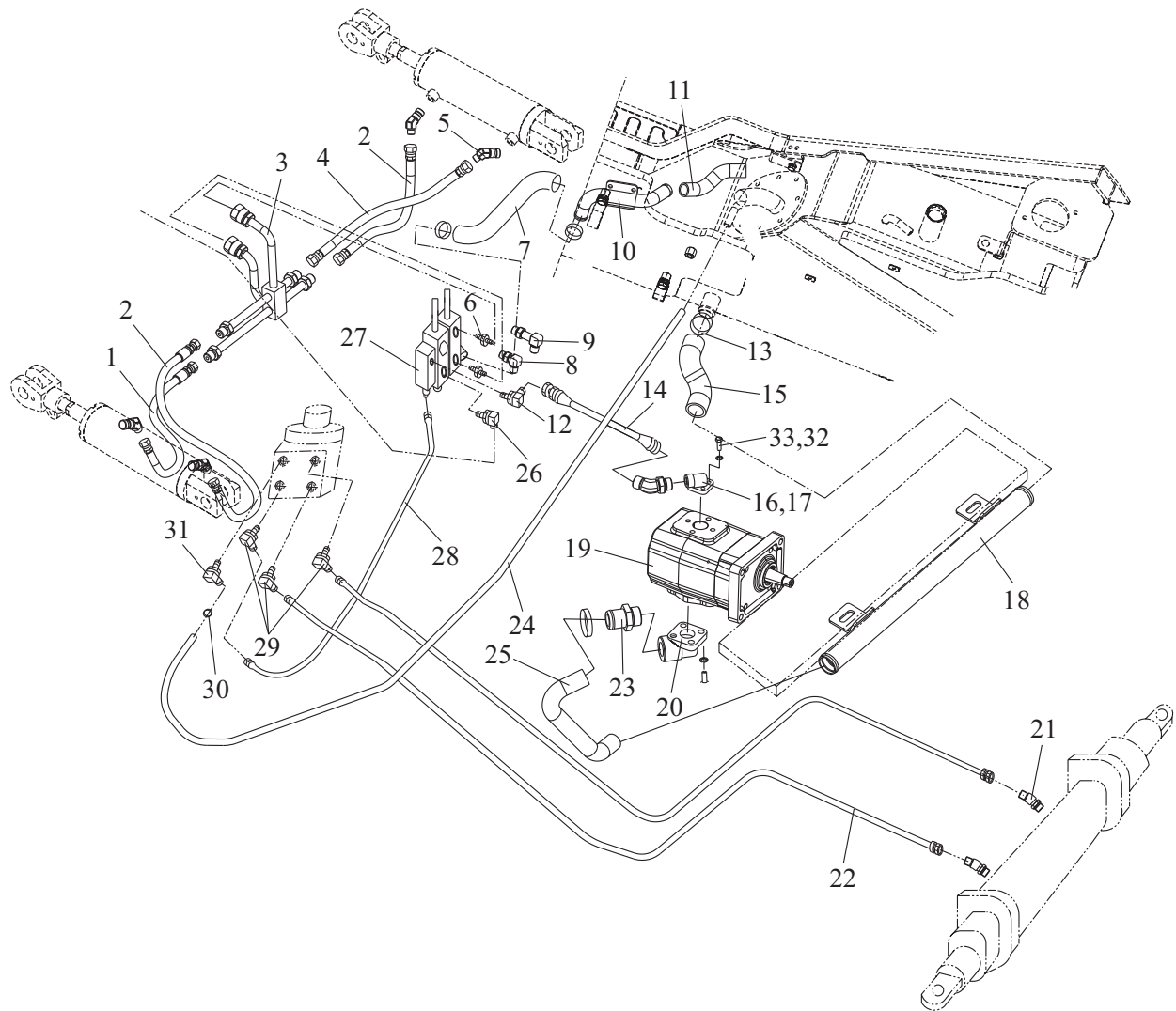
Hydraulic pipeline FD20,25RTC4-KL1



Hydraulic pipeline FD20,25RTC4-KL1

Item	Part No	Description	Q'ty	Remark
1	TGIBII-08050*J	M8II×500 High Pressure Hose	1	EX-B
-	TGICII-08050*J	M8II×500 High Pressure Hose	1	EX-A
2	TGIBII-08040*J	M8II×400 High Pressure Hose	2	EX-B
-	TGICII-08040*J	M8II×400 High Pressure Hose	2	EX-A
3	A30DA4-00100	Tilting cylinder steel pipe assy	1	EX-B
-	A30DD4-00100	Tilting cylinder steel pipe assy	1	EX-A
4	TGIBII-08030*J	M8II×300 High Pressure Hose	1	EX-B
-	TGICII-08030*J	M8II×300 High Pressure Hose	1	EX-A
5	GJT-05-00	Right-angle connector	4	EX-B
-	GJT-709-00	Right-angle connector	4	EX-A
6	GJT-18-00	Straight joint	2	
7	A30DK4-00003	Oil hose	1	
8	GJT-11-00	Right-angle connector	1	EX-B
-	GJT-11-00	Right-angle connector	2	EX-B
-	GJT-11-00	Right-angle connector	3	EX-B
-	GJT-706-00	Right-angle connector	1	EX-A
-	GJT-706-00	Right-angle connector	2	EX-A
-	GJT-706-00	Right-angle connector		
9	GJT-12-00	Right-angle connector	1	EX-B
-	GJT-12-00	Right-angle connector	2	EX-B
-	GJT-12-00	Right-angle connector	3	EX-B
-	GJT-707-00	Right-angle connector	1	EX-A
-	GJT-707-00	Right-angle connector		
-	GJT-707-00	Right-angle connector	3	
10	A30DK4-00100	Steel Pipe	1	
11	A30DK4-00002	Pipe	1	
12	GJT-20-00	Right-angle connector	1	EX-B
-	GJT-230-00	Right-angle connector	1	EX-A
13	JB/T8870	50×32 Clip	4	
14	TGIBII-13122*G	13II×1220 High Pressure Hose	1	EX-B

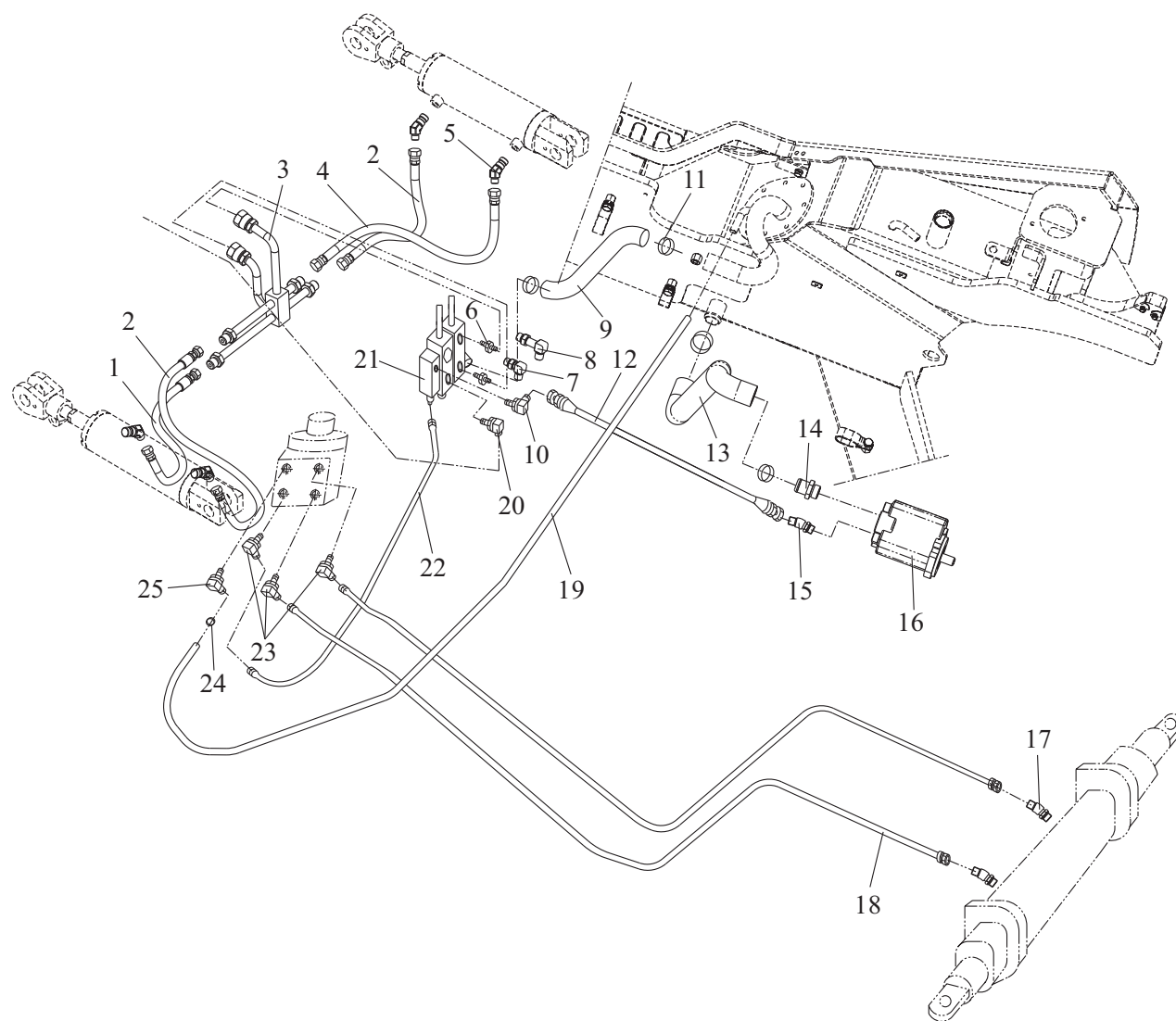
Hydraulic pipeline FD20,25RTC4-KL1



Hydraulic pipeline FD20,25RTC4-KL1

Item	Part No	Description	Q'ty	Remark
-	TGIBII-13122*G	13II×1220 High Pressure Hose	1	EX-A
15	A30DD4-00001	I Pipe	1	
16	A30BN4-00004	Oil outlet joint	1	
17	GJT-09-00	Oil pump connector	1	EX-B
-	GJT-322-00	Oil pump connector	1	EX-A
18	Y25B4-00100	Steel Pipe	1	
19	A30BN4-20000	Gear oil pump	1	
20	A30BN4-00003	Oil inlet connection	1	
21	GJT-69-00	Right-angle connector	2	EX-B
-	GJT-807-00	Right-angle connector	2	EX-A
22	TGIBI-08310*G	8I×3100 High Pressure Hose	2	EX-B
-	TGICI-08310*G	8I×3100 High Pressure Hose	2	EX-A
23	GJT-08-00	Straight joint	1	
24	TG000-13150	13×1500 Low pressure hose	1	
25	Y25B4-00001	Oil hose	1	
26	GJT-19-00	Right-angle connector	1	EX-B
-	GJT-232-00	Right-angle connector	1	EX-A
27	A30A4-30000	Multi way valve	1	EX-B
-	A30DA4-30000	Electronically controlled multi way valve	1	EX-A
28	TGLBI-08080-H35*G	8I×800 High Pressure Hose	1	EX-B
-	TGLCI-08080-H35*G	8I×800 High Pressure Hose	1	EX-A
29	GJT-682-00	135° 135° joint	3	EX-B
-	GJT-759-00	135° 135° joint	3	EX-A
30	JB/T8870	25×16 Clip	2	
31	GJT-683-00	135° 135° joint	1	
32	GB/T 93	M10 Washer	8	
33	GB/T 70.1	M10×1.25×30 Screw	8	

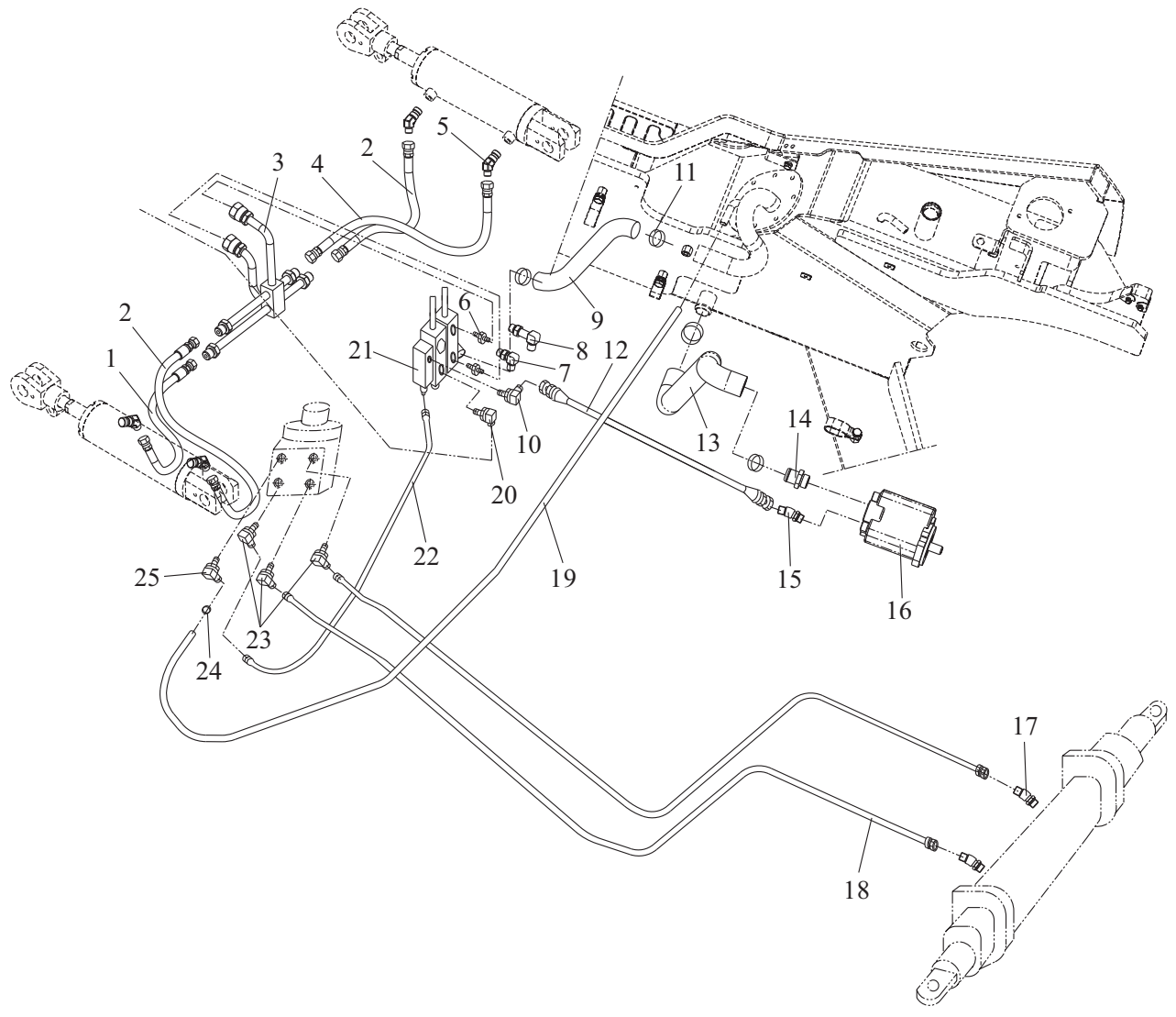
Hydraulic pipeline FD20,25RTC4-X63/Y2



Hydraulic pipeline FD20,25RTC4-X63/Y2

Item	Part No	Description	Q'ty	Remark
1	TGIBII-08050*J	8II×500 High Pressure Hose	1	
2	TGIBII-08040*J	8II×400 High Pressure Hose	2	
3	A30DA4-00100	Tilting cylinder steel pipe assy	1	
4	TGIBII-08030*J	8II×300 High Pressure Hose	1	
5	GJT-05-00	Right-angle connector	4	
6	GJT-18-00	Straight joint	2	
7	GJT-11-00	Right-angle connector	1	
-	GJT-11-00	Right-angle connector	2	
-	GJT-11-00	Right-angle connector	3	
8	GJT-12-00	Right-angle connector	1	
-	GJT-12-00	Right-angle connector	2	
-	GJT-12-00	Right-angle connector	3	
9	A30DA4-00001	Oil hose	1	
10	GJT-20-00	Right-angle connector	1	
11	JB/T8870	50×32 Clip	4	
12	TGIBII-13122*G	13II×1220 High Pressure Hose	1	
13	Y25C4-00001	Pipe	1	FD20,25RTC4-X63
-	Y25D4-00001	Pipe	1	FD20,25RTC4-Y2
14	GJT-08-00	Straight joint	1	
15	GJT-09-00	Oil pump connector	1	
16	A30A4-20000	Gear oil pump	1	FD20,25RTC4-X63
-	A30D4-20000	Gear oil pump	1	FD20,25RTC4-Y2
17	GJT-69-00	Right-angle connector	2	
18	TGIBI-08310*G	08I×3100 High Pressure Hose	2	
19	TG000-13150	13×1500 Low pressure hose	1	
20	GJT-19-00	Right-angle connector	1	
21	A30A4-30000	Multi way valve	1	EX-B
-	A30DA4-30000	Electronically controlled multi way valve	1	EX-A
22	TGLBI-08080-H35*G	8I×800 High Pressure Hose	1	
23	GJT-682-00	135 135 ° joint	3	

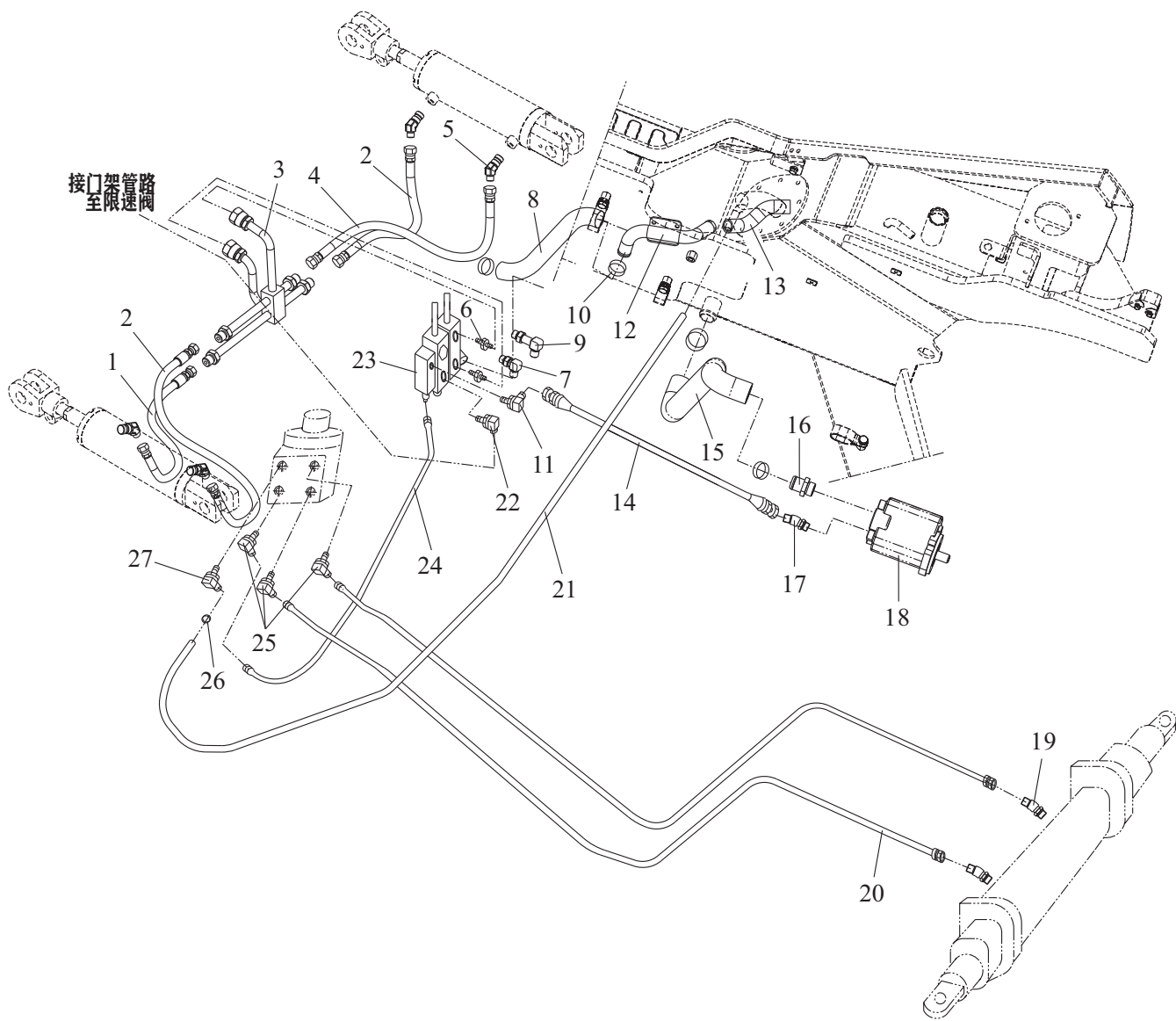
Hydraulic pipeline FD20,25RTC4-X63/Y2



Hydraulic pipeline FD20,25RTC4-X63/Y2

Item	Part No	Description	Q'ty	Remark
24	JB/T8870	25×16 Clip	2	
25	GJT-683-00	135° 135° joint	1	

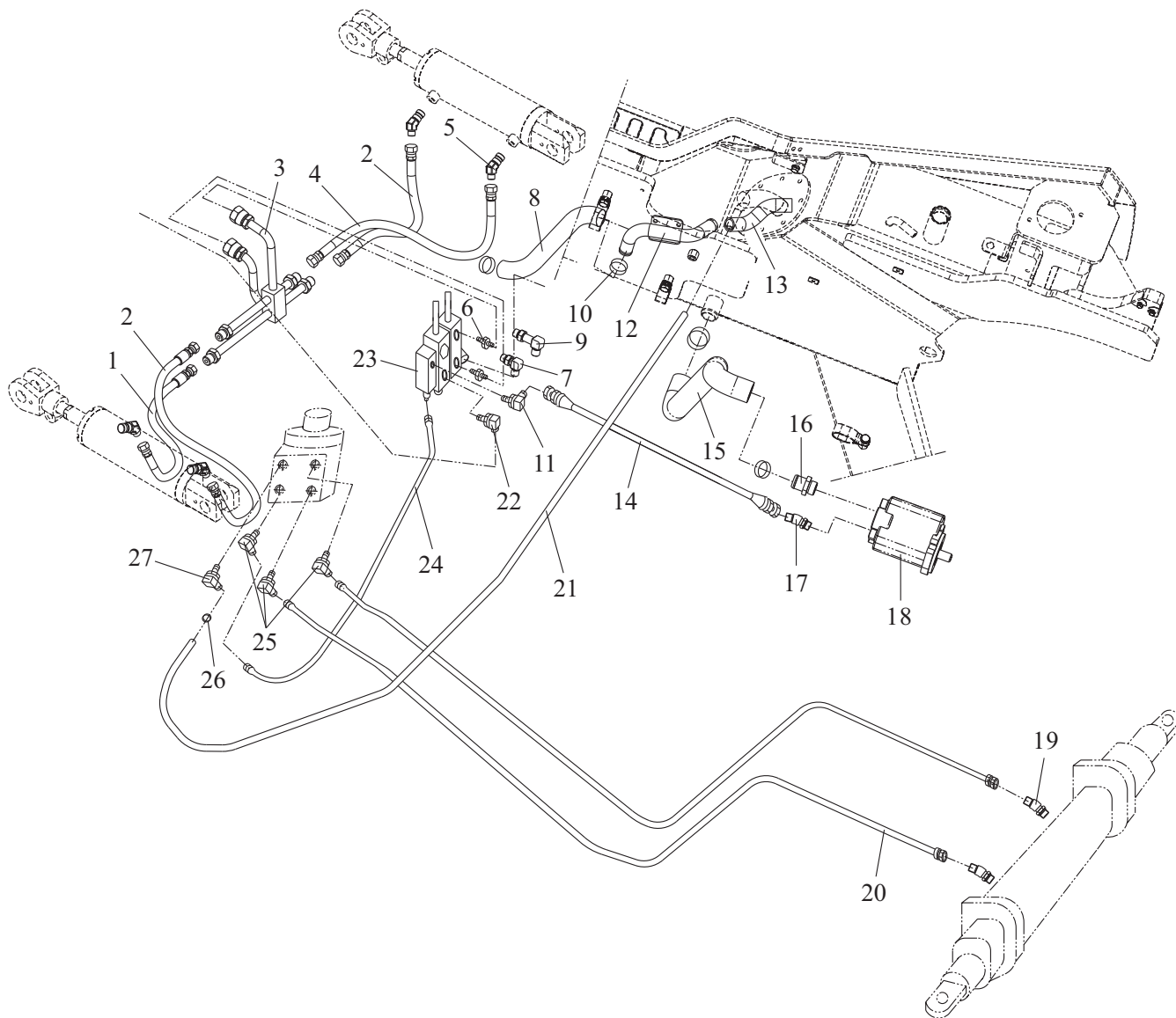
Hydraulic pipeline FD20,25RTC4-DS1/KMS17



Hydraulic pipeline FD20,25RTC4-DS1/KMS17

Item	Part No	Description	Q'ty	Remark
1	TGIBII-08050*J	8II×500 High Pressure Hose	1	EX-B
-	TGICII-08050*J	8II×500 High Pressure Hose	1	EX-A
2	TGIBII-08040*J	8II×400 High Pressure Hose	2	EX-B
-	TGICII-08040*J	8II×400 High Pressure Hose	2	EX-A
3	A30DA4-00100	Tilting cylinder steel pipe assy	1	EX-B
-	A30DD4-00100	Tilting cylinder steel pipe assy	1	EX-A
4	TGIBII-08030*J	8II×300 High Pressure Hose	1	EX-B
-	TGICII-08030*J	8II×300 High Pressure Hose	1	EX-A
5	GJT-05-00	Right-angle connector	4	EX-B
-	GJT-709-00	Right-angle connector	4	EX-A
6	GJT-18-00	Straight joint	2	
7	GJT-11-00	Right-angle connector	1	EX-B
-	GJT-11-00	Right-angle connector	2	EX-B
-	GJT-11-00	Right-angle connector	3	EX-B
-	GJT-706-00	Right-angle connector	1	EX-A
-	GJT-706-00	Right-angle connector	2	EX-A
-	GJT-706-00	Right-angle connector	3	EX-A
8	A30DK4-00003	Oil hose	1	
9	GJT-12-00	Right-angle connector	1	EX-B
-	GJT-12-00	Right-angle connector	2	EX-B
-	GJT-12-00	Right-angle connector	3	EX-B
-	GJT-707-00	Right-angle connector	1	EX-A
-	GJT-707-00	Right-angle connector	2	EX-A
-	GJT-707-00	Right-angle connector	3	EX-A
10	JB/T8870	50×32 Clip	4	
11	GJT-20-00	Right-angle connector	1	EX-B
-	GJT-230-00	Right-angle connector	1	EX-A
12	A30DK4-00100	Steel Pipe	1	
13	A30DK4-00002	Pipe	1	
14	TGIBII-13122*G	13II×1220 High Pressure Hose	1	EX-B

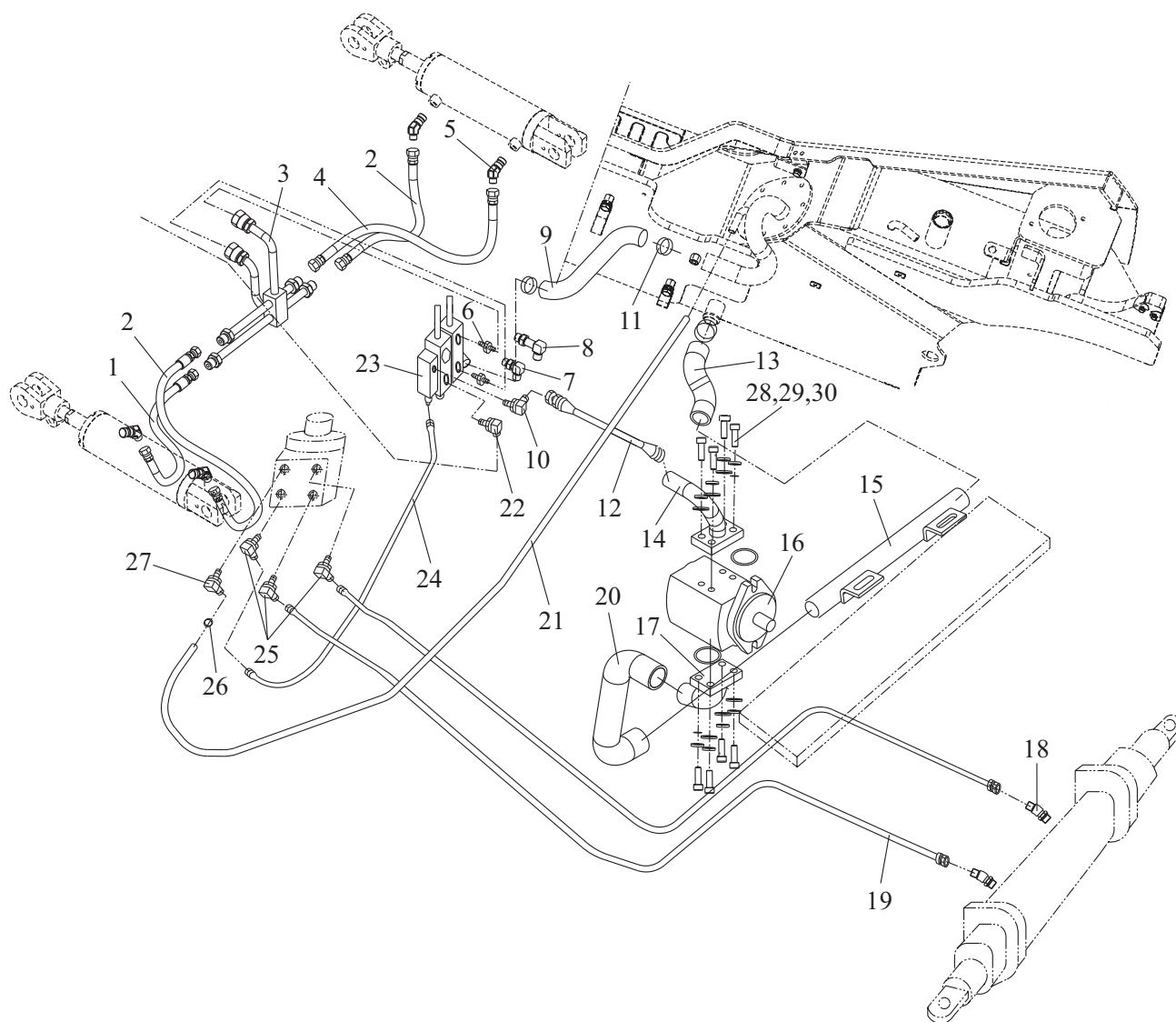
Hydraulic pipeline FD20,25RTC4-DS1/KMS17



Hydraulic pipeline FD20,25RTC4-DS1/KMS17

Item	Part No	Description	Q'ty	Remark
-	TGIBII-13122*G	13II×1220 High Pressure Hose	1	EX-A
-	TGIBII-13147*G	13II×1470 High Pressure Hose	1	FD20,25RTC4-KMS17
15	Y25D4-00001	Pipe	1	FD20,25RTC4-DS1
-	Y25F4-00001	Pipe	1	FD20,25RTC4-KMS17
16	GJT-08-00	Straight joint	1	FD20,25RTC4-DS1
-	GJT-73-00	Right-angle connector	1	FD20,25RTC4-KMS17
17	GJT-09-00	Oil pump connector	1	EX-B
-	GJT-322-00	Oil pump connector	1	EX-A
-	GJT-08-00	Straight joint	1	FD20,25RTC4-KMS17
18	A30D4-20000	Gear oil pump	1	
19	GJT-69-00	Right-angle connector	2	EX-B
-	GJT-807-00	Right-angle connector	2	EX-A
20	TGIBI-08310*G	8I×3100 High Pressure Hose	2	EX-B
-	TGICI-08310*G	8I×3100 High Pressure Hose	2	EX-A
21	TG000-13150	13×1500 Low pressure hose	1	
22	GJT-19-00	Right-angle connector	1	EX-B
-	GJT-232-00	Right-angle connector	1	EX-A
23	A30A4-30000	Multi way valve	1	EX-B
-	A30DA4-30000	Electronically controlled multi way	1	EX-A
24	TGLBI-08080-H35*G	valve8I×800 High Pressure Hose	1	EX-B
-	TGLCI-08080-H35*G	8I×800 High Pressure Hose	1	EX-A
25	GJT-682-00	135° 135° joint	3	EX-B
-	GJT-759-00	135° 135° joint	3	EX-A
26	JB/T8870	25×16 Clip 135°	2	
27	GJT-683-00	135° joint	1	

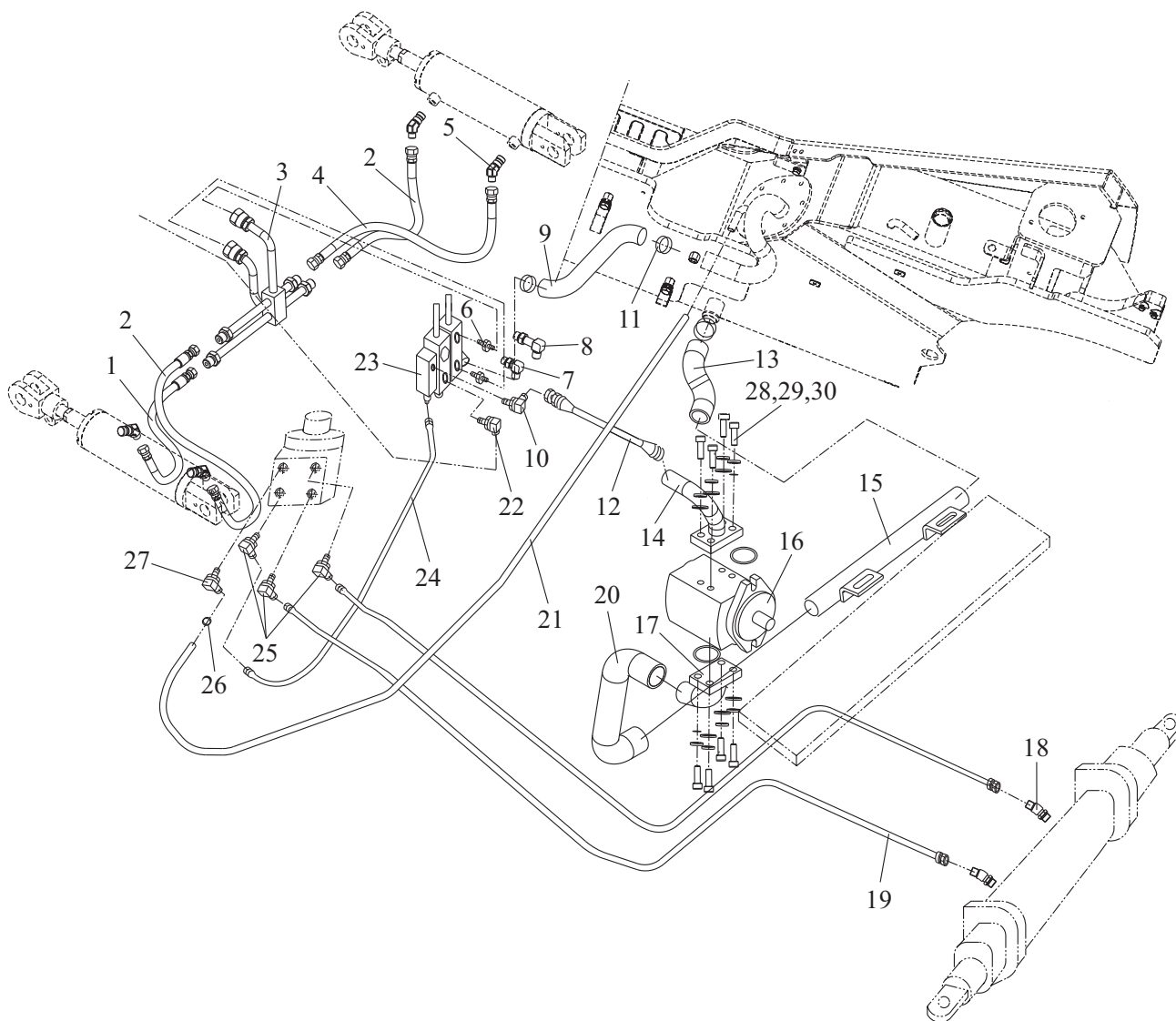
Hydraulic pipeline FD20,25RTC4-S2/S5



Hydraulic pipeline FD20,25RTC4-S2/S5

Item	Part No	Description	Q'ty	Remark
1	TGIBII-08050*J	8II×500 High Pressure Hose	1	
2	TGIBII-08040*J	8II×400 High Pressure Hose	2	
3	A30DA4-00100	Tilting cylinder steel pipe assy	1	
4	TGIBII-08030*J	8II×300 High Pressure Hose	1	
5	GJT-05-00	Right-angle connector	4	
6	GJT-18-00	Straight joint	2	
7	GJT-11-00	Right-angle connector	1	
-	GJT-11-00	Right-angle connector	2	
-	GJT-11-00	Right-angle connector	3	
8	GJT-12-00	Right-angle connector	1	
-	GJT-12-00	Right-angle connector	2	
-	GJT-12-00	Right-angle connector	3	
9	A30DA4-00001	Oil hose	1	
10	GJT-20-00	Right-angle connector	1	
11	JB/T8870	50×32 Clip	4	
12	TGIBII-13122*G	13II×1220 High Pressure Hose	1	
13	A30DD4-00001	Pipe	1	FD20,25RTC4-X63
14	GJT-178-00	Oil outlet connector	1	
15	Y25B4-00100	Steel pipe ass'y	1	
16	A30F4-20000	Gear oil pump	1	S4S-408
-	A30BA4-20000	Gear oil pump	1	S4S-474
17	GJT-227-00	Oil suction port connector	1	
18	GJT-69-00	Right-angle connector	2	
19	TGIBI-08310*G	08I×3100 High Pressure Hose	2	
20	Y25G4-00001	Pipe	1	
21	TG000-13150	13×1500 Low pressure hose	1	
22	GJT-19-00	Right-angle connector	1	
23	A30A4-30000	Multi way valve	1	EX-B
-	A30DA4-30000	Electronically controlled multi way valve	1	EX-A
24	TGLBI-08080-H35*G	8I×800 High Pressure Hose	1	

Hydraulic pipeline FD20,25RTC4-S2/S5

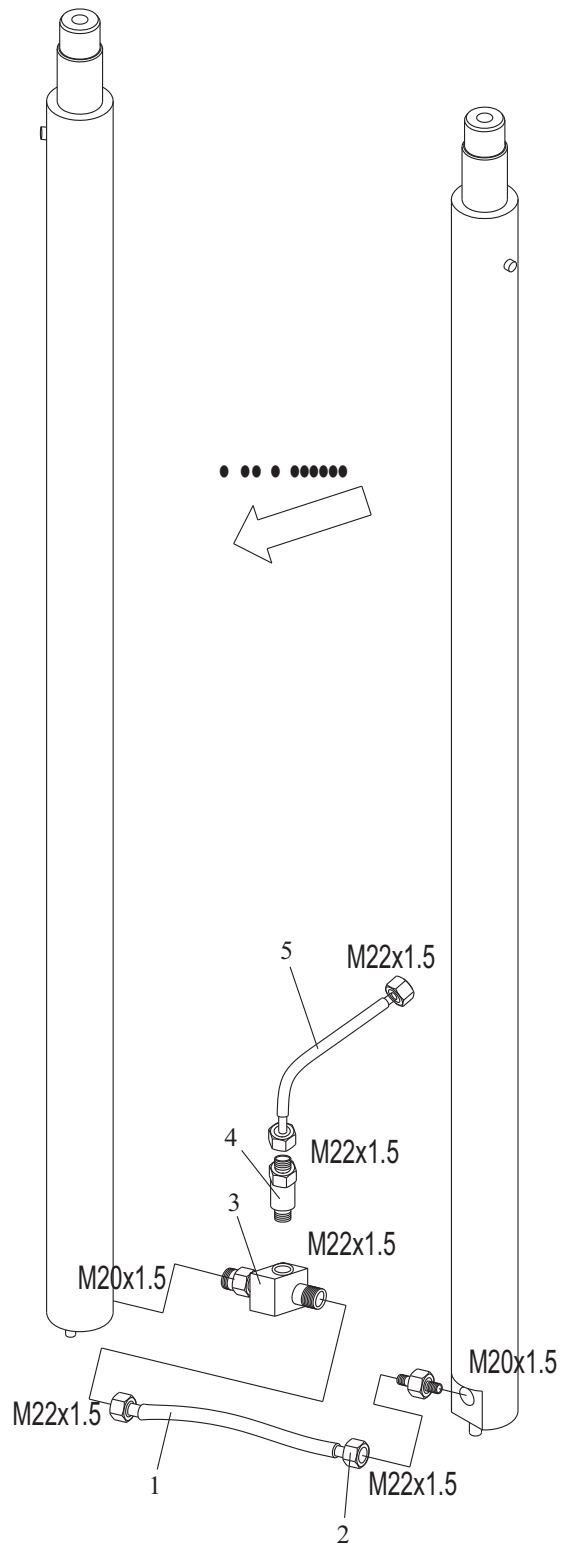


Hydraulic pipeline FD20,25RTC4-S2/S5

Item	Part No	Description	Q'ty	Remark
25	GJT-682-00	135° 135 ° joint	2	
26	JB/T8870	25×16 Clip	1	
27	GJT-683-00	135° 135 ° joint	1	
28	GB/T 70.1	M10×1.25×30 Screw	8	
29	GB/T 93	M10 Washer,lock	8	
30	GB/T 97.1	M10 Washer	8	

LIFTING SYSTEM

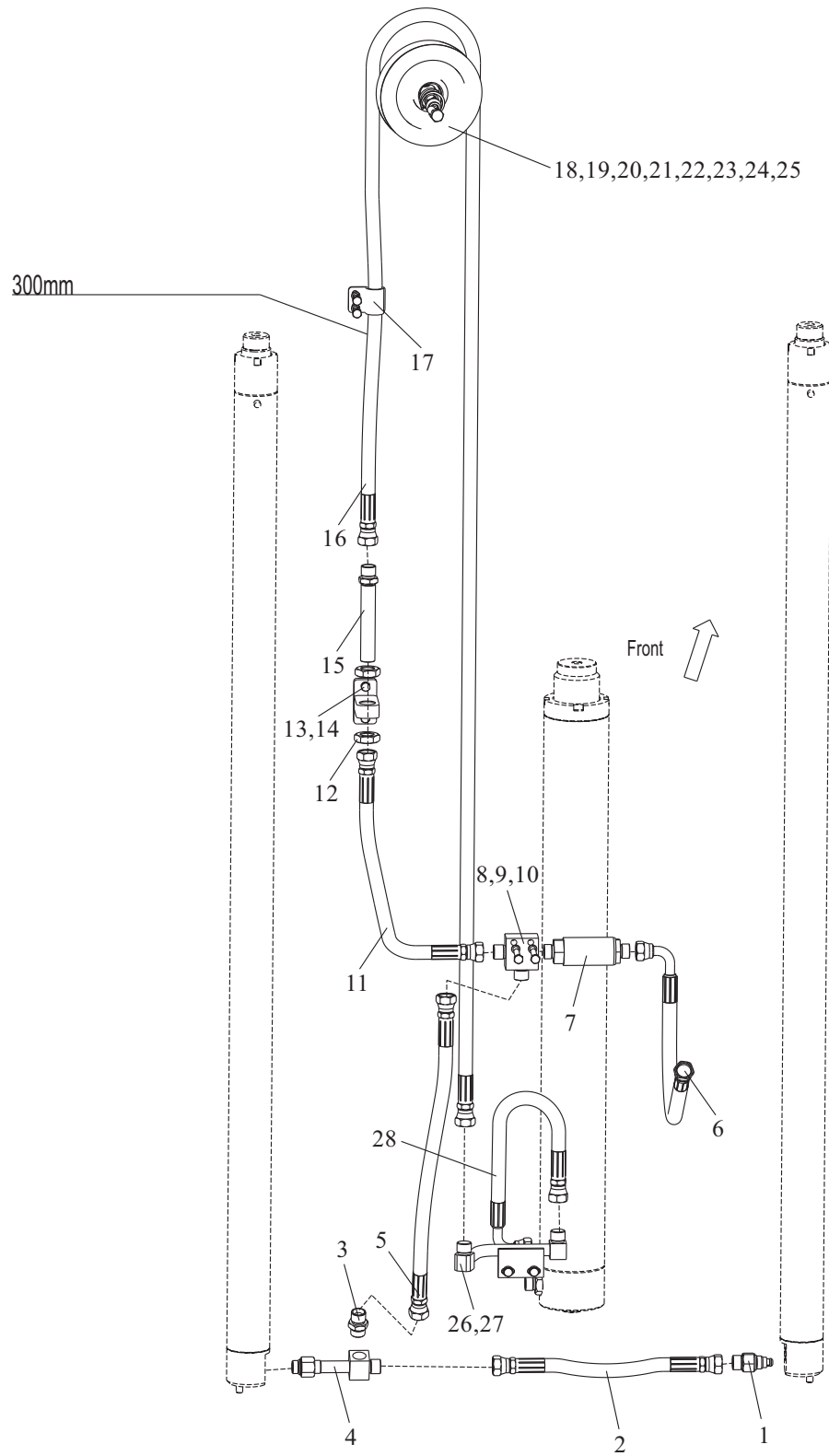
Hydraulic system mast(Normal mast KM)



Hydraulic system mast(Normal mast KM)

Item	Part No	Description	Q'ty	Remark
1	TGIBII-13046*J	13II×460 Hose H.P.	1	EX-B
-	TGICII-13046*J	13II×460 Hose H.P.	1	EX-A
2	GJT-04-00	Valve,check	1	EX-B
-	GJT-391-00	Valve,check	1	EX-A
3	GJT-03-00C	Three way connector ass'y	1	EX-B
-	GJT-390-00	Three way connector ass'y	1	EX-A
4	GJT-02-00-2	Flow regulator	1	EX-B
-	GJT-243-00-2	Flow regulator	1	EX-A
5	TGIBII-13070GS*J	13II×700 Hose H.P.	1	EX-B
-	TGICII-13070GS*J	13II×700 Hose H.P.	1	EX-A

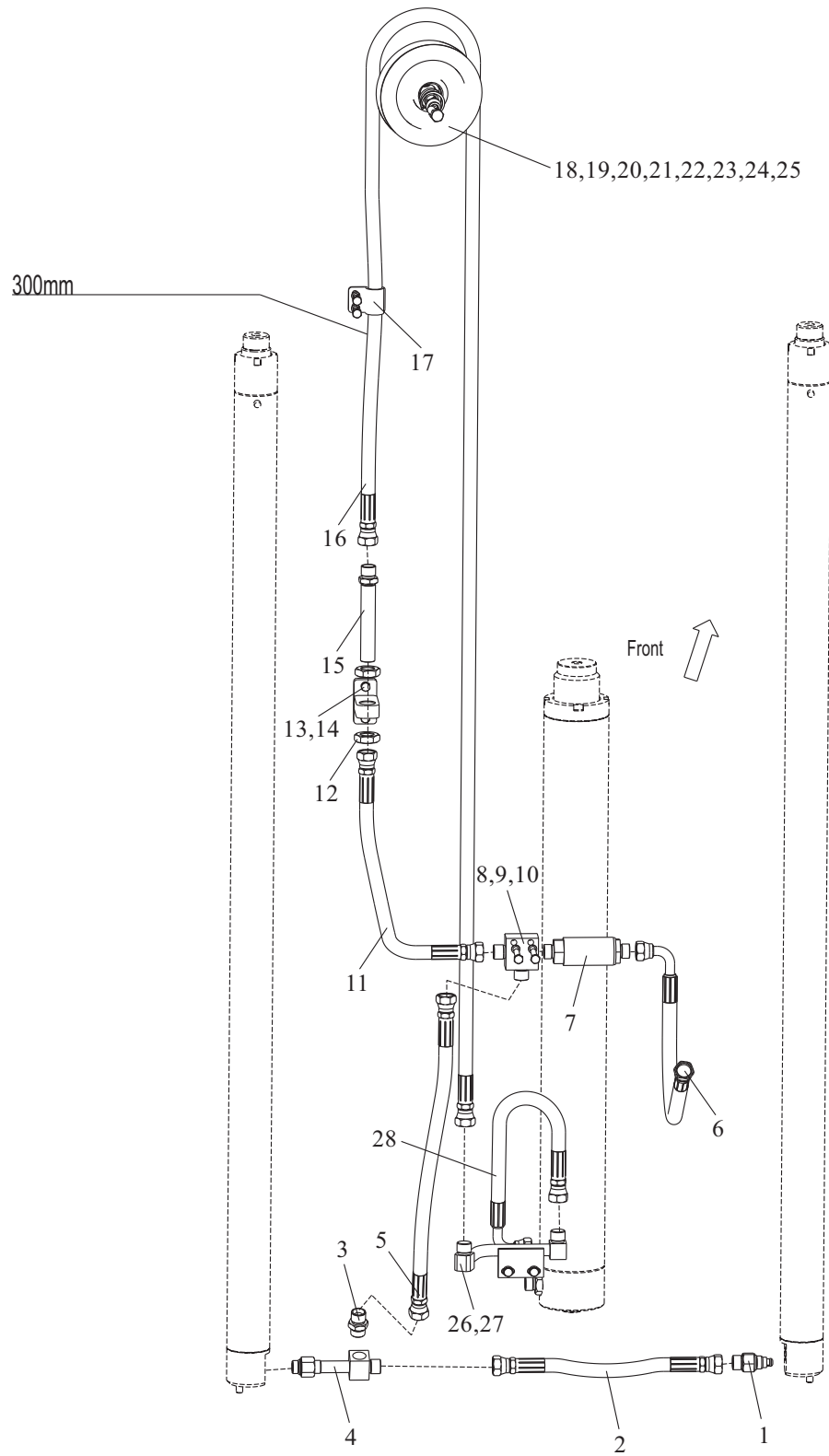
Hydraulic system mast(Full Free 3-Stage Mast KZM)



Hydraulic system mast(Full Free 3-Stage Mast KZM)

Item	Part No	Description	Q'ty	Remark
1	GJT-04-00	Valve,check	1	EX-B
-	GJT-391-00	Valve,check	1	EX-A
2	TGIBII-13043*J	13II×430 Hose H.P.	1	EX-B
-	TGICII-13043*J	13II×430 Hose H.P.	1	EX-A
3	GJT-26-00	Nipple	1	EX-B
-	GJT-242-00	Nipple	1	EX-A
4	GJT-03-00C	Three way connector ass'y	1	EX-B
-	GJT-390-00	Three way connector ass'y	1	EX-A
5	TGIBII-13058NL*J	13II×580 Hose H.P.	1	EX-B
-	TGICII-13058NL*J	13II×580 Hose H.P.	1	EX-A
6	TGLBII-13085-H45GS*J	13II×850 Hose H.P.	1	EX-B
-	TGLCII-13085-H45GS*J	13II×850 Hose H.P.	1	EX-A
7	GJT-02-00-2	Flow regulator	1	EX-B
-	GJT-243-00-2	Flow regulator	1	EX-A
8	GJT-61-00	Three way connector ass'y	1	EX-B
-	GJT-241-00	Three way connector ass'y	1	EX-A
9	GB/T5783	M8×50 Bolt	2	
10	GB/T93	M8 Washer,lock	8	
11	TGIBII-13048*J	13II×480 Hose H.P.	1	EX-B
-	TGICII-13048*J	3II×480 Hose H.P.	1	EX-A
12	GB/T6173	M22×1.5 Nut	2	EX-B
13	S20W3-70001	Joint support	1	
14	GB/T5783	M8×20 Bolt	6	
15	GJT-179-00	Nipple	1	EX-B
-	GJT-237-00	Nipple	1	EX-A
16	TGIBII-13XXX	13II×XXX Hose H.P.	1	EX-B
-	TGICII-13XXX	13II×XXX Hose H.P.	1	EX-A
17	S30J3-70003	Clip	1	
18	S30J3-70002	Axle	1	
19	GB/T276	6205 Bushing	1	

Hydraulic system mast(Full Free 3-Stage Mast KZM)



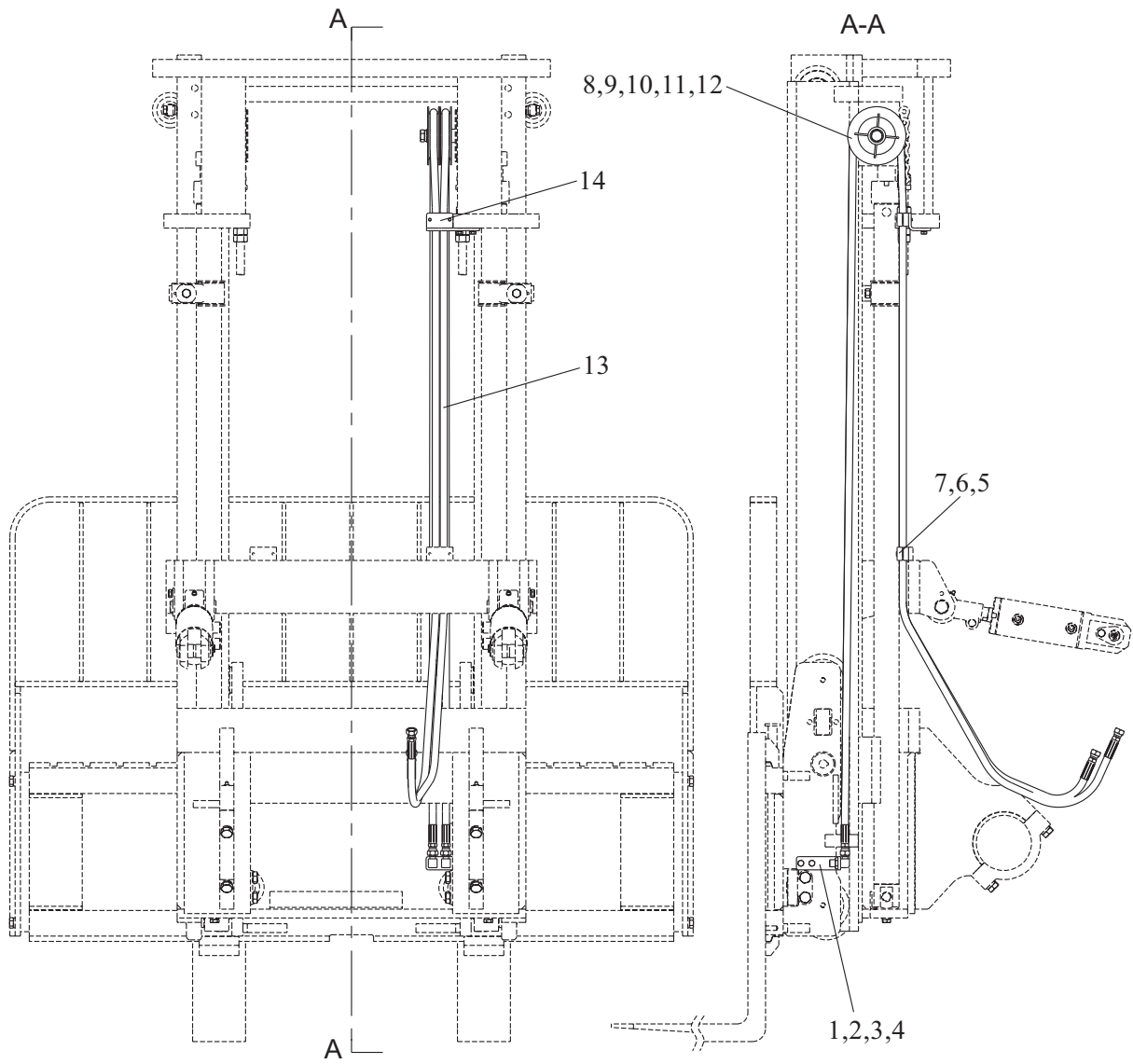
Hydraulic system mast(Full Free 3-Stage Mast KZM)

Item	Part No	Description	Q'ty	Remark
20	S30J3-70001	Pulley	1	
21	GB/T893.1	M52 Ring	1	
22	GB/T894.1	M25 Ring	1	
23	GB/T5785	M16×1.5×55 Bolt	1	
24	GB/T93	M16 Washer,lock	1	
25	GB/T97.1	M16 Washer	1	
26	S30J3-70100	Steel Pipe ass'y	1	EX-B
-	S30J3-70100A	Steel Pipe ass'y	1	EX-A
27	GB/T97.1	M8 Washer	2	
28	TGLBII-13045H40NL*J	13II×450 Hose H.P.	1	EX-B
-	TGLCII-13045-H40NL*J	13II×450 Hose H.P.	1	EX-A

Hydraulic system mast(Full Free 3-Stage Mast KZM)

Mast Piping Optional Parts)		
Lifting Height	16 Hose(mm)	Remark
3600	2000	
3700	2050	
4000	2200	
4350	2400	
4500	2500	
4800	2700	
5000	2800	
5500	3200	
6000	3500	

Hydraulic system attachments(Normal mast KM)



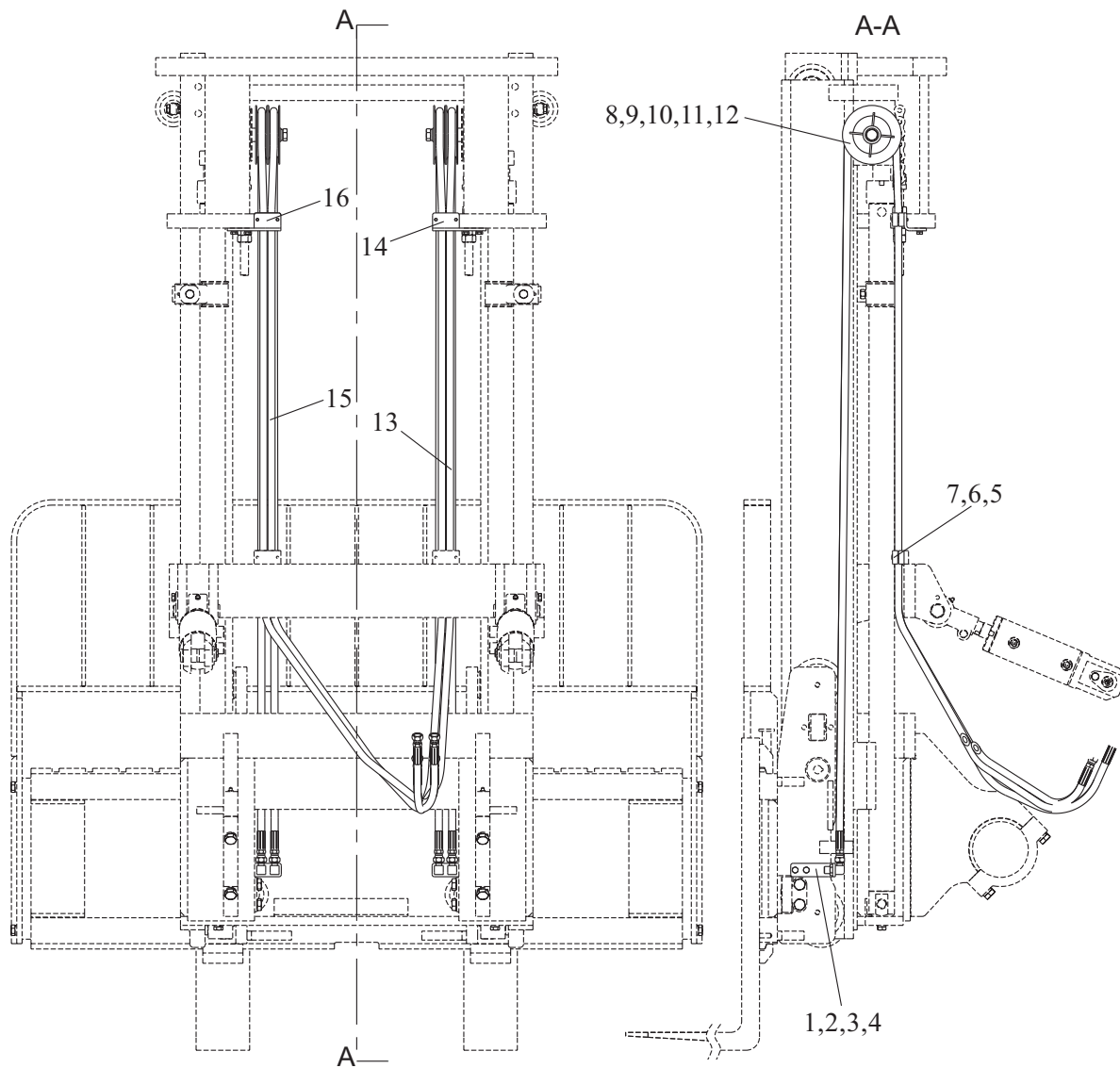
Hydraulic system attachments(Normal mast KM)

Item	Part No	Description	Q'ty	Remark
1	GB/T5783	M8×25 Bolt	4	
2	GB/T93	M8 Washer,lock	4	
3	M30K3-90010	Joint fixing plate	1	
4	GJT-571-00	Right-angle connector	2	EX-B
-	GJT-712-00	Right-angle connector	2	EX-A
5	M30K3-90006	Band	4	
6	GB/T70.1	M6×30 Screw	4	
7	GB/T93	M6 Washer,lock	4	
8	GB/T5785	M16×1.5×90 Bolt	1	
9	GB/T93	M16 Washer,lock	1	
10	GB/T97.1	M16 Washer	1	
11	SJM30A-0002	Pulley	2	
12	M30K3-90002	Bushing	1	
13	TGIBI-08XXX-J	8I×XXX Hose H.P	2	EX-B
-	TGICI-08XXX-J	8I×XXX Hose H.P	2	EX-A
14	SJM30A-0004	Clamp mounting plate right	1	

Hydraulic system attachments(Normal mast KM)

Mast Piping Optional Parts)		
Lifting Height	13 Hose(mm)	Remark
2000	2650	
2500	3150	
2700	3350	
3000	3650	
3300	3950	
3500	4150	
3700	4350	
4000	4750	
4500	5250	
5000	5750	
5500	6350	
6000	6850	

Hydraulic system attachments(Normal mast KM)



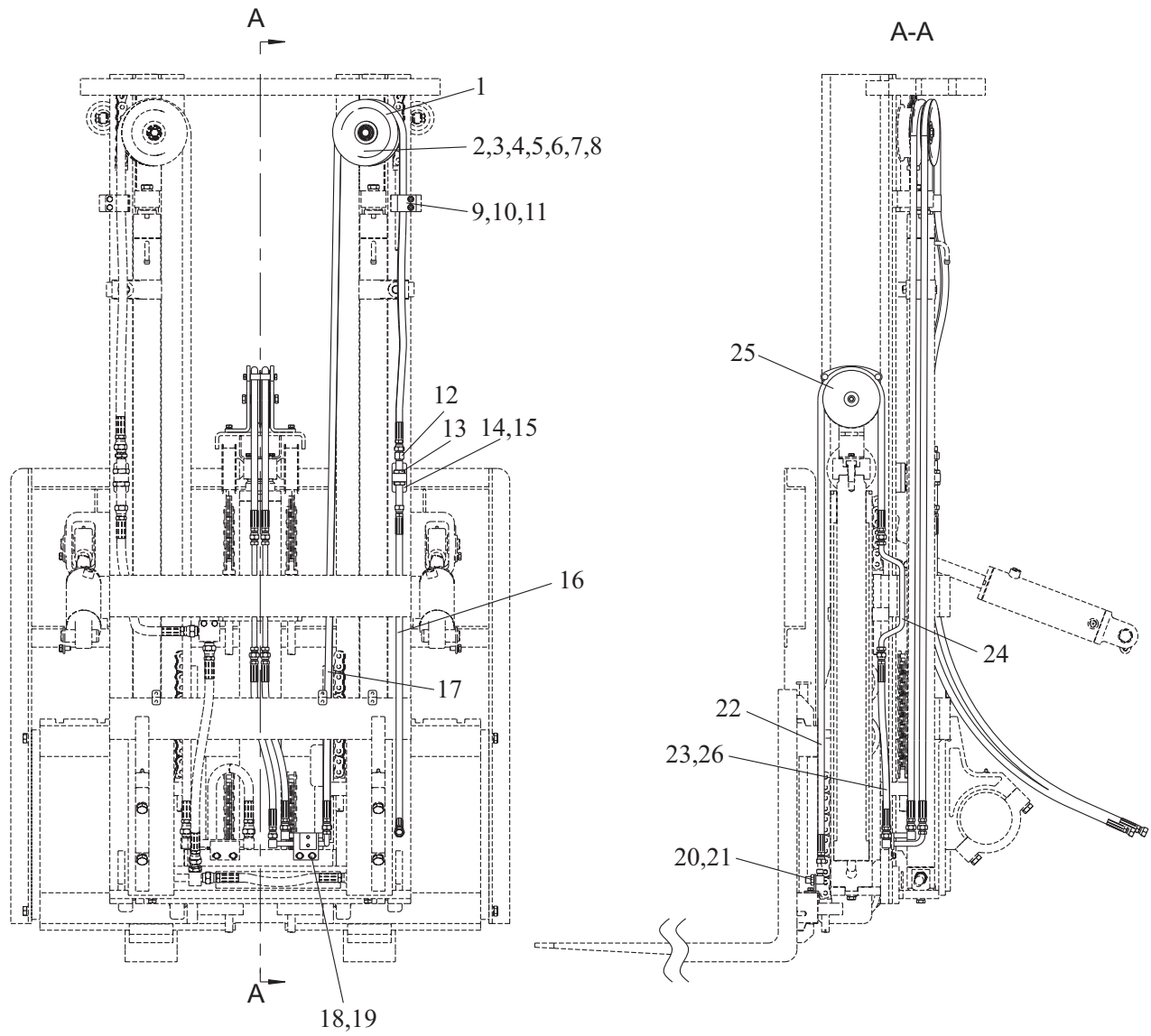
Hydraulic system attachments(Normal mast KM)

Item	Part No	Description	Q'ty	Remark
1	GB/T5783	M8×25 Bolt	4	
2	GB/T93	M8 Washer,lock	4	
3	M30K3-90010	Joint fixing plate	2	
4	GJT-571-00	Right-angle connector	4	EX-B
-	GJT-712-00	Right-angle connector	4	EX-A
5	M30K3-90006	Band	8	
6	GB/T70.1	M6×30 Screw	8	
7	GB/T93	M6 Washer,lock	8	
8	GB/T5785	M16×1.5×90 Bolt	2	
9	GB/T93	M16 Washer,lock	2	
10	GB/T97.1	M16 Washer	2	
11	SJM30A-0002	Pulley	4	
12	M30K3-90002	Bushing	2	
13	TGIBI-08XXX-J	8I×XXX Hose H.P	2	EX-B
-	TGICI-08XXX-J	8I×XXX Hose H.P	2	EX-A
14	M20W3-90001R	Clamp mounting plate right	1	
15	TGIBI-08XXX-J	8I×XXX Hose H.P	2	EX-B
-	TGICI-08XXX-J	8I×XXX Hose H.P	2	EX-A
16	M20W3-90001L	Clamp mounting plate left	1	

Hydraulic system attachments(Normal mast KM)

(Mast Piping Optional Parts)			
Lifting Height	Hose(mm)	Hose(mm)	Remark
2000	2650	2800	
2500	3150	3300	
2700	3350	3500	
3000	3650	3800	
3300	3950	4100	
3500	4150	4300	
3700	4350	4500	
4000	4750	4900	
4500	5250	5400	
5000	5750	5900	
5500	6350	6500	
6000	6850	7000	

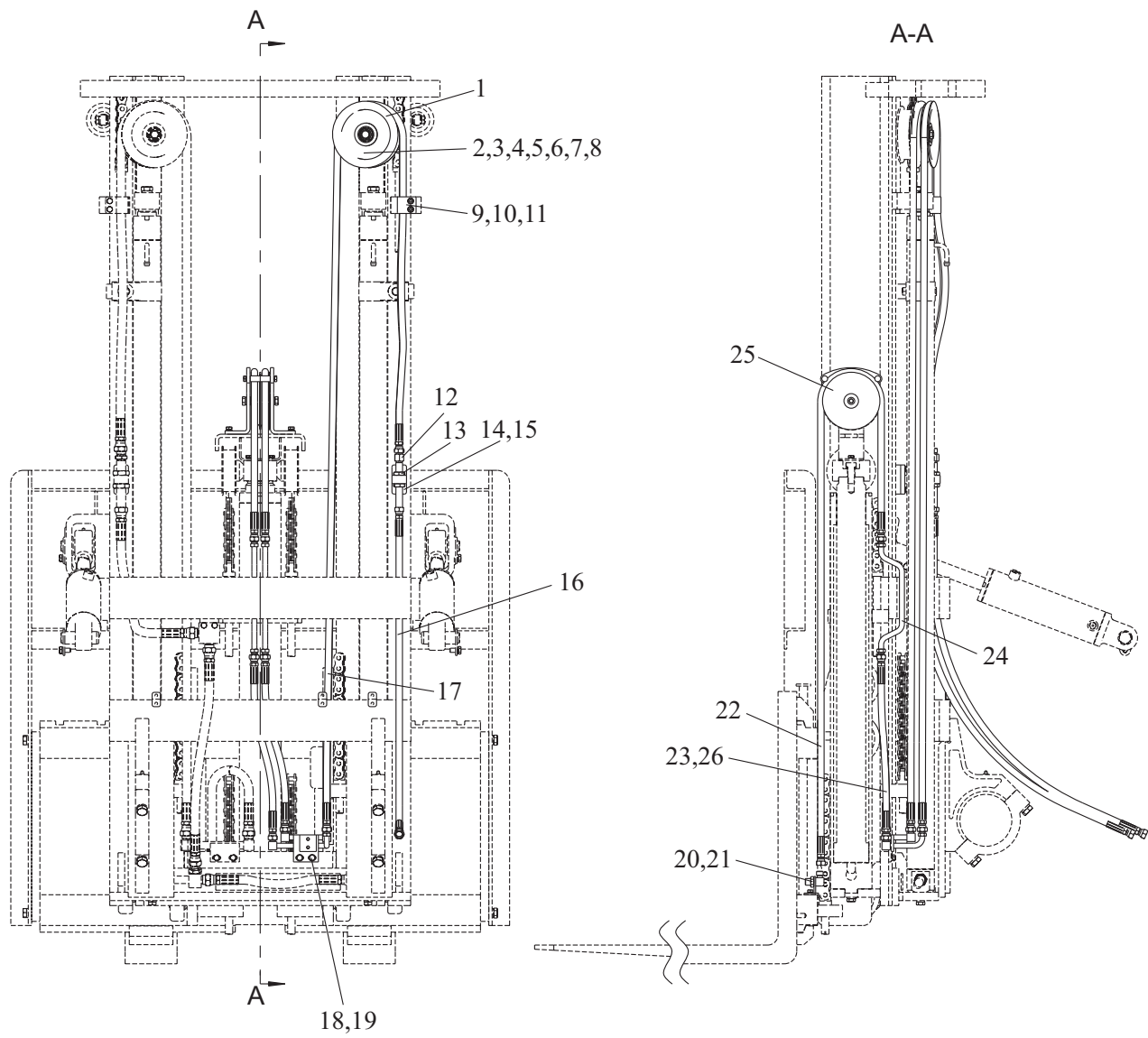
Hydraulic system attachments(Full Free 3-Stage Mast KZM)



Hydraulic system attachments(Full Free 3-Stage Mast KZM)

Item	Part No	Description	Q'ty	Remark
1	S30J3-90001	Double pulley	1	
2	GB/T5785	M16×1.5×60 Bolt	1	
3	GB/T93	M16 Washer,lock	1	
4	GB/T97.1	M16 Washer	1	
5	GB/T276	6205 Bearing	1	
6	GB/T893.1	52 Circlip for hole	1	
7	GB/T894.1	25 Circlip for hole	1	
8	S30J3-90002	Axis	1	
9	S30J3-90003	Band	2	
10	GB/T70.1	M8×50 Screw	2	
11	GB/T93	M8 Washer,lock	12	
12	GJT-180-00	Straight joint	2	EX-B
-	GJT-725-00	Straight joint	2	EX-A
13	GB/T6173	M16×1.5 Nut	4	EX-B
-	GB/T97.1	M14 Washer	4	EX-A
14	S30J3-90006	Double joint bracket	1	
15	GB/T5783	M8×20 Bolt	10	
16	TGIBI-08110-J	8I×1100 Hose H.P	2	EX-B
-	TGICI-08110-J	8I×1100 Hose H.P	2	EX-A
17	TGIBI-08XXX-J	8I×XXX Hose H.P	2	EX-B
-	TGICI-08XXX-J	8I×XXX Hose H.P	2	EX-A
18	S30J3-90100	Steel pipe assembly	1	EX-B
-	S35W3-90100	Steel pipe assembly	1	EX-A
19	GB/T97.1	M8 Washer	8	
20	GJT-571-00	Right-angle connector	2	
-	GJT-712-00	Right-angle connector	2	
21	S30J3-90009	Fixing plate	1	EX-B
-	S30J3-90009A	Fixing plate	1	EX-A
22	TGIBI-08XXX-J	8I×XXX Hose H.P	2	EX-B
-	TGICI-08XXX-J	8I×XXX Hose H.P	2	EX-A

Hydraulic system attachments(Full Free 3-Stage Mast KZM)



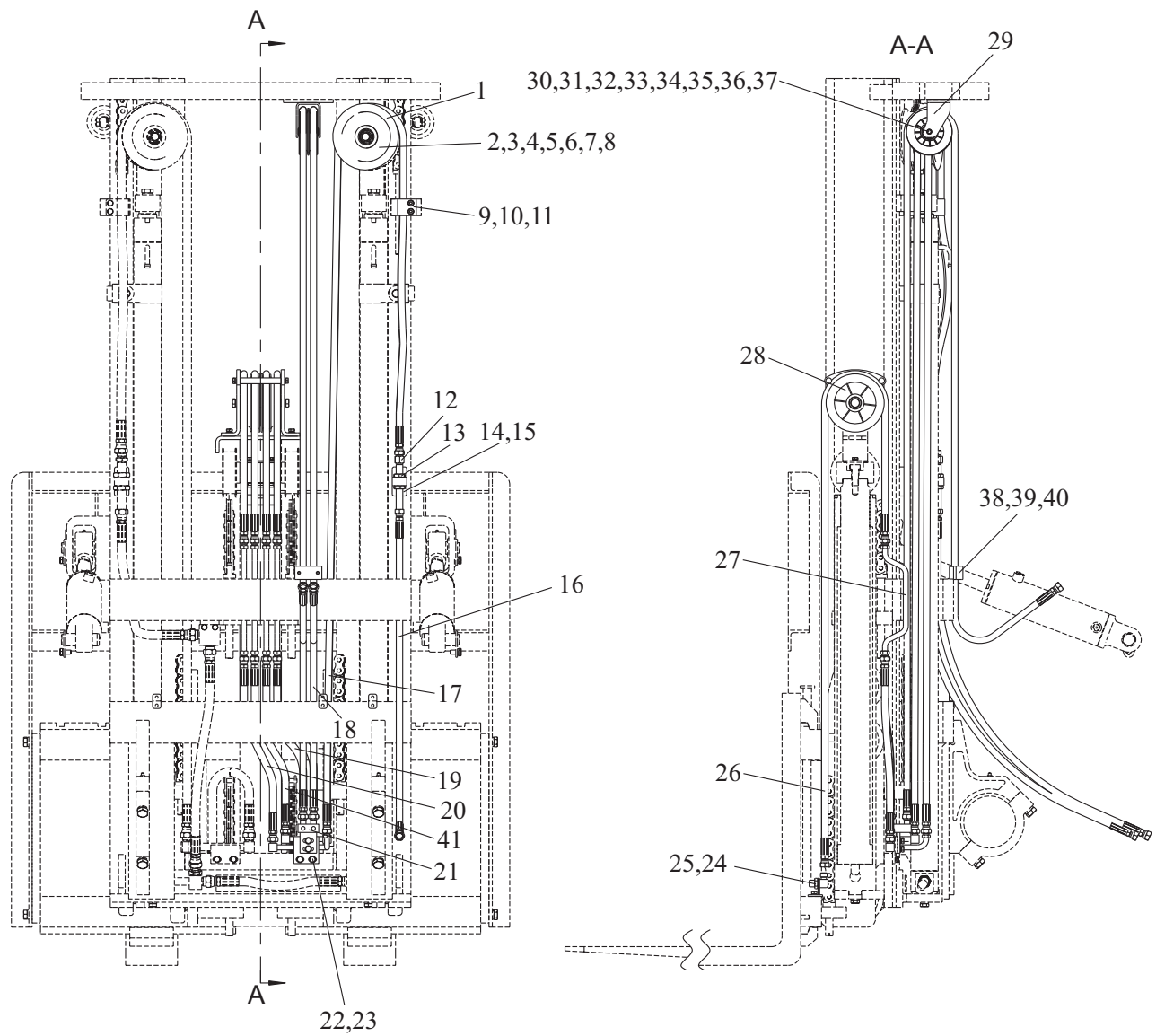
Hydraulic system attachments(Full Free 3-Stage Mast KZM)

Item	Part No	Description	Q'ty	Remark
23	TGIBI-08046-J	8I×460 Hose H.P	1	EX-B
-	TGICI-08046-J	8I×460 Hose H.P	1	EX-A
24	S30K3-90300	Steel pipe ass'y	1	EX-B
-	S40H3-90100	Steel pipe ass'y	1	EX-A
25	S30K3-90200	Pulley block frame	1	
26	TGIBI-08045-J	8I×450 Hose H.P	1	EX-B
-	TGICI-08045-J	8I×450 Hose H.P	1	EX-A

Hydraulic system attachments(Full Free 3-Stage Mast KZM)

(Mast Piping Optional Parts)			
Lifting Height	17 Hose(mm)	22 Hose(mm)	Remark
3600	2000	1300	
3700	2000	1300	
4000	2200	1400	
4350	2400	1550	
4500	2500	1600	
4800	2700	1700	
5000	2800	1750	
5500	3200	1900	
6000	3500	2100	

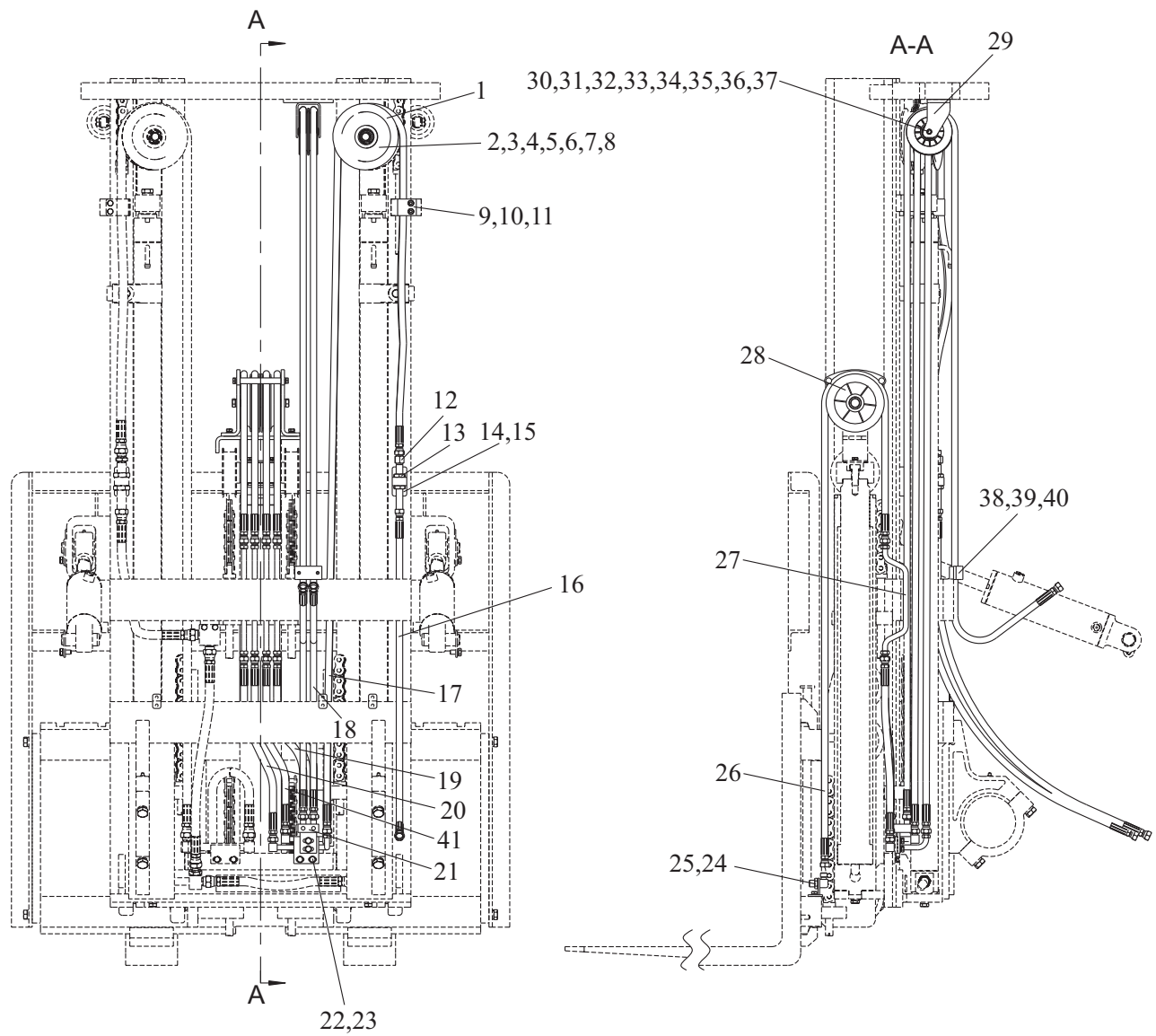
Hydraulic system attachments(Full Free 3-Stage Mast KZM)



Hydraulic system attachments(Full Free 3-Stage Mast KZM)

Item	Part No	Description	Q'ty	Remark
1	S30J3-90001	Double pulley	1	
2	GB/T5785	M16×1.5×60 Bolt	1	
3	GB/T93	M16 Washer,lock	1	
4	GB/T97.1	M16 Washer	1	
5	GB/T276	6205 Bearing	1	
6	GB/T893.1	52 Circlip for hole	1	
7	GB/T894.1	25 Circlip for hole	1	
8	S30J3-90002	Axis	1	
9	S30J3-90003	Band	2	
10	GB/T70.1	M8×50 Screw	2	
11	GB/T93	M8 Washer,lock	22	
12	GJT-180-00	Straight joint	2	EX-B
-	GJT-725-00	Straight joint	2	EX-A
13	GB/T6173	M16×1.5 Nut	4	EX-B
-	GB/T97.1	M14 Washer	4	EX-A
14	S30J3-90006	Double joint bracket	1	
15	GB/T5783	M8×20 Bolt	20	
16	TGIBI-08110-J	8I×1100 Hose H.P	2	EX-B
-	TGICI-08110-J	8I×1100 Hose H.P	2	EX-A
17	TGIBI-08XXX-J	8I×XXX Hose H.P	2	EX-B
-	TGICI-08XXX-J	8I×XXX Hose H.P	2	EX-A
18	TGIBI-08XXX-J	8I×XXX Hose H.P	2	EX-B
-	TGICI-08XXX-J	8I×XXX Hose H.P	2	EX-A
19	TGIBI-08042-J	8I×420 Hose H.P	2	EX-B
-	TGICI-08042-J	8I×420 Hose H.P	2	EX-A
20	TGIBI-08046-J	8I×460 Hose H.P	1	EX-B
-	TGICI-08046-J	8I×460 Hose H.P	1	EX-A
21	S30J3-90300	Four way joint	1	EX-B
-	S35W3-90300	Four way joint	1	EX-A
22	S30J3-90100	Steel pipe assembly	1	EX-B

Hydraulic system attachments(Full Free 3-Stage Mast KZM)



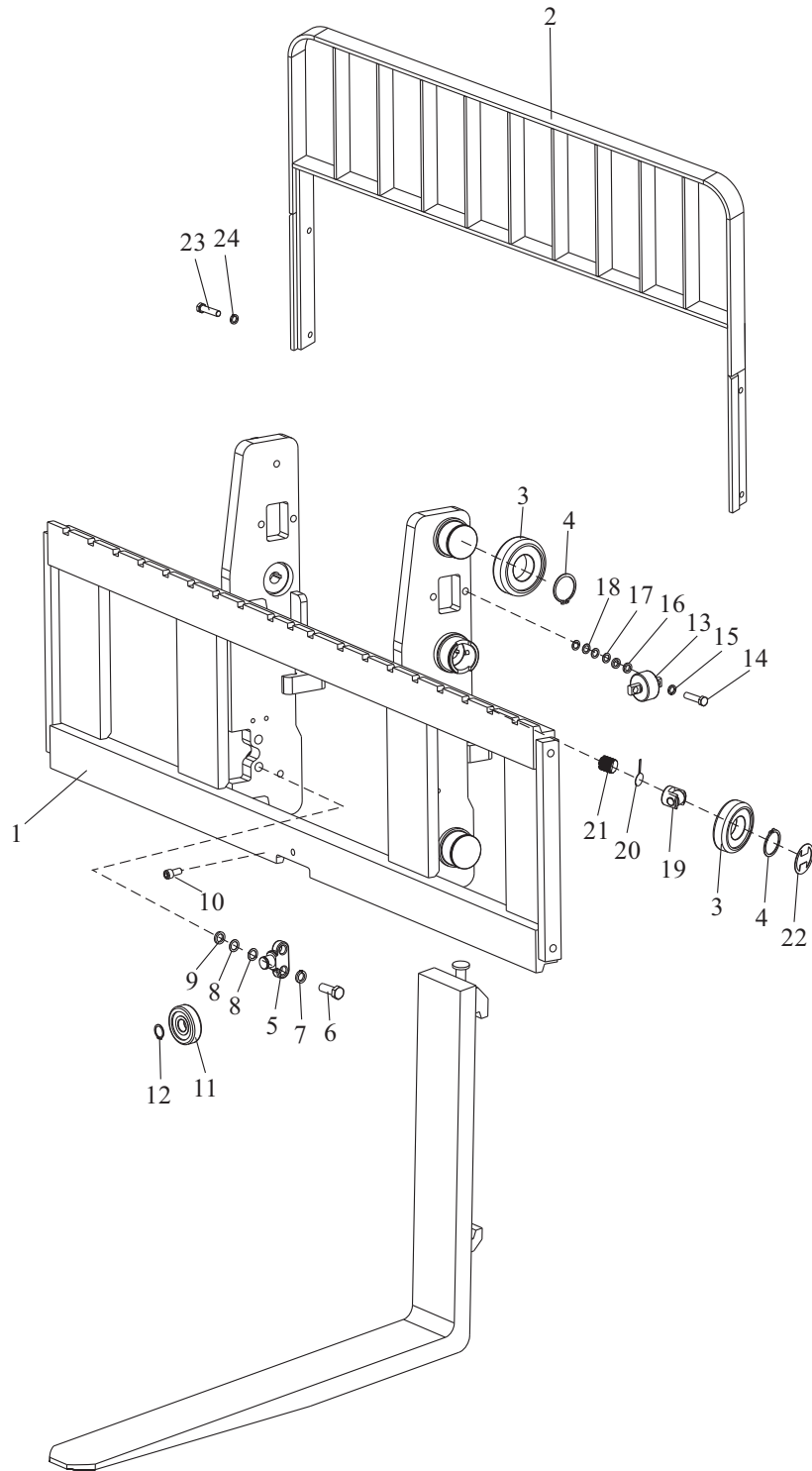
Hydraulic system attachments(Full Free 3-Stage Mast KZM)

Item	Part No	Description	Q'ty	Remark
-	S35W3-90100	Steel pipe assembly	1	EX-A
23	GB/T97.1	M8 Washer	18	
24	GJT-571-00	Right-angle connector	4	EX-B
-	GJT-712-00	Right-angle connector	4	EX-A
25	S30J3-90009	Fixing plate	1	EX-B
-	S30J3-90009A	Fixing plate	1	EX-A
26	TGIBI-08XXX-J	8I×XXX Hose H.P	4	EX-B
-	TGICI-08XXX-J	8I×XXX Hose H.P	4	EX-A
27	S30K3-90300	Steel pipe ass'y	2	EX-B
-	S40H3-90100	Steel pipe ass'y	2	EX-A
28	S30K3-90200	Pulley block frame	1	
29	S30J3-90400	Pulley Bracket	1	
30	S30K3-90001	Pulley	1	
31	GB/T5783	M10×20 Bolt	2	
32	GB/T93	M10 Washer,lock	2	
33	GB/T97.1	M10 Washer	2	
34	S30J3-90005	Axis	1	
35	GB/T276	6003 Bearing	1	
36	GB/T894.1	17 Circlip for hole	1	
37	GB/T893.1	35 Circlip for hole	1	
38	M30K3-90006	Band	2	
39	GB/T70.1	M8×50 Screw	2	
40	GB/T93	M6 Washer,lock	2	
41	TGIBI-08045-J	8I×450 Hose H.P	1	EX-B
-	TGICI-08045-J	8I×450 Hose H.P	1	EX-A

Hydraulic system attachments(Full Free 3-Stage Mast KZM)

(Mast Piping Optional Parts)				
Lifting Height	17 Hose(mm)	18 Hose(mm)	26 Hose(mm)	Remark
3600	2000	3100	1300	
3700	2000	3100	1300	
4000	2200	3300	1400	
4350	2400	3500	1550	
4500	2500	3600	1600	
4800	2700	3800	1700	
5000	2800	3900	1750	
5500	3200	4300	1900	
6000	3500	4600	2100	

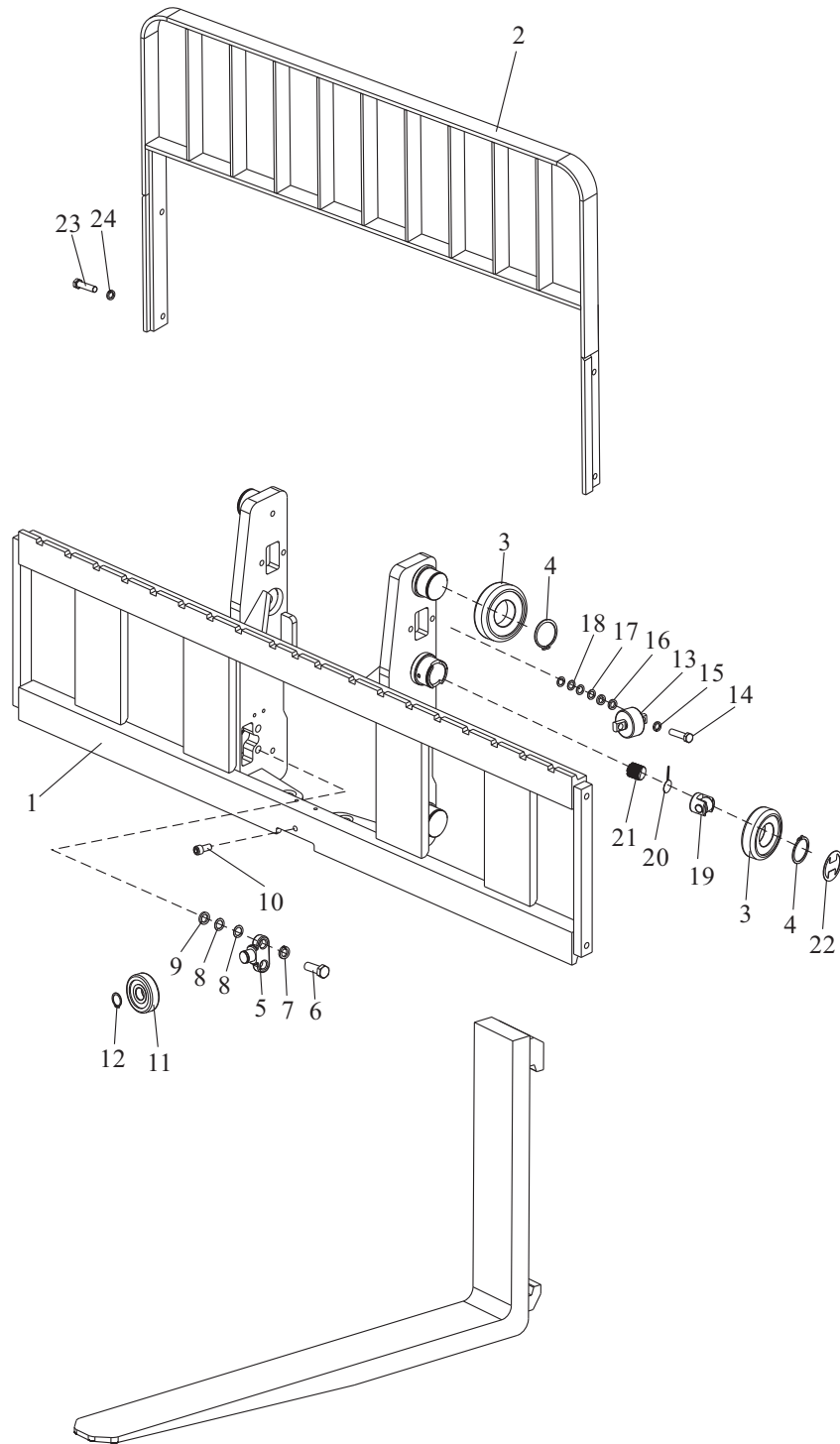
Lift Bracket Normal Mast



Lift Bracket Normal
Mast

Item	Part No	Description	Q'ty	Remark
1	M20W3-50000	Lifting fork ass'y	1	
2	M20W3-60000	Backrest ass'y	1	
3	M30A3-40301	Roller	6	
4	GB/T894.1	55 Snap,ring	6	
5	M30K3-40001	Shaft roller	2	
6	GB/T5786	M16×1.25×45 Bolt	4	
7	GB/T93	M16 Washer, lock	4	
8	M30K3-40006	Shim	8	
9	M30K3-40007	Spacer	4	
10	GB/T70.1	M12×25 Screw	1	
11	M30K3-40200	Side roller	2	
12	GB/T894.1	25 Snap,ring	2	
13	M30K3-40100	Side roller	2	
14	GB/T5786	M12×1.25×40 Bolt	4	
15	GB/T93	M12 Washer, lock	4	
16	M30K3-40002	Spacer	8	
17	M30K3-40004	Shim	8	
18	M30K3-40005	Shim	8	
19	M30A3-40202-1	Side roller	2	
20	M30A3-40203-1	Loose slice	2	
21	M30A3-40302-1	Screw	2	
22	M30A3-40205-1	Dust-Proof ring	2	
23	GB/T5783	M14×25 Bolt	4	
24	GB/T93	M14 Washer, lock	4	

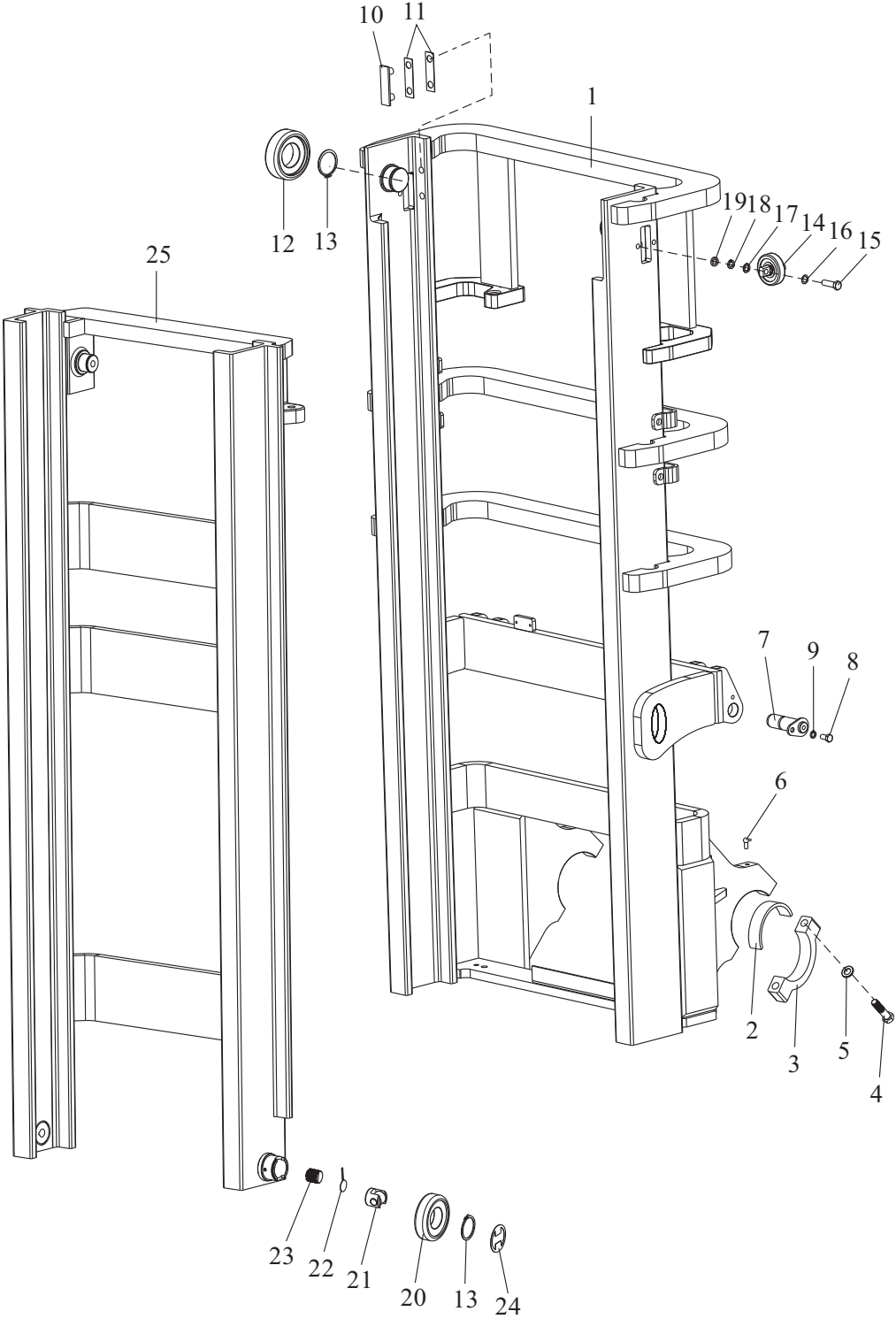
Lift Bracket Full Free 3-Stage Mast



Lift Bracket Full Free 3-Stage Mast

Item	Part No	Description	Q'ty	Remark
1	S20W3-50000	Lifting fork ass'y	1	
2	M20W3-60000	Backrest ass'y	1	
3	M30A3-40301	End Roller	6	
4	GB/T894.1	55 Snap,ring	6	
5	M30K3-40001	Shaft roller	2	
6	GB/T5786	M16×1.5×45 Bolt	4	
7	GB/T93	16 Washer, lock	4	
8	M30K3-40006	Shim	8	
9	M30K3-40007	Spacer	4	
10	GB/T70.1	M12×25 Screw	1	
11	M30K3-40200	Side roller	2	
12	GB/T894.1	25 Snap,ring	2	
13	M30K3-40100	Side roller	2	
14	GB/T5786	M12×1.25×40 Bolt	4	
15	GB/T93	M12 Washer, lock	4	
16	M30K3-40002	Spacer	8	
17	M30K3-40004	Shim	8	
18	M30K3-40005	Shim	8	
19	M30A3-40202-1	Side roller	2	
20	M30A3-40203-1	Loose slice	2	
21	M30A3-40302-1	Screw	2	
22	M30A3-40205-1	Dust-Proof ring	2	
23	GB/T5783	M14×25 Bolt	4	
24	GB/T93	M14 Washer, lock	4	

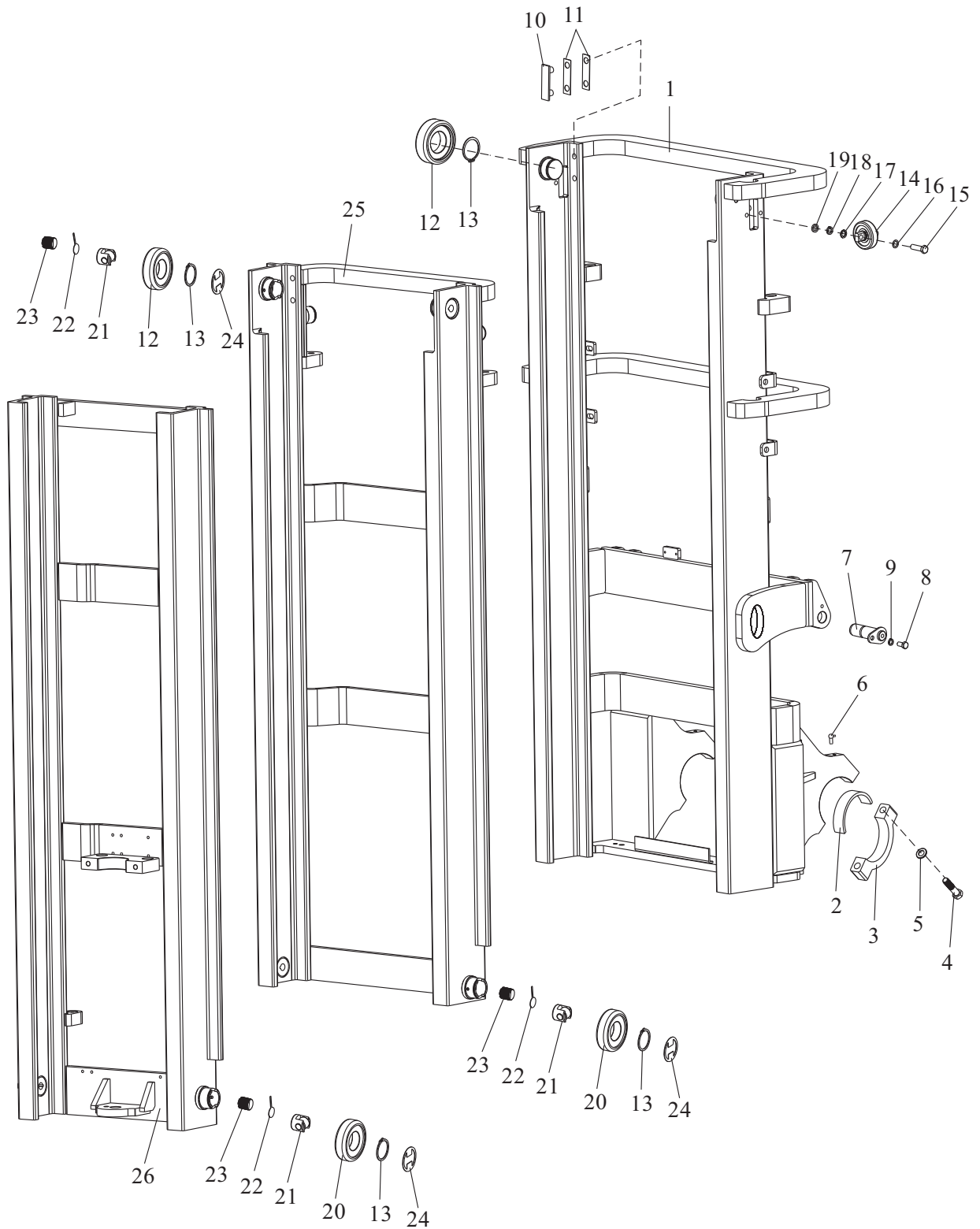
Mast (Normal mast KM)



Mast (Normal mast KM)

Item	Part No	Description	Q'ty	Remark
1	M20W3-10000	Mast,outer	1	
2	M30A3-00002	Bushing	2	
3	M30A3-00001	Cap	2	
4	GB/T5785	M16×1.5×70 Bolt	2	
5	GB/T93	M16 Washer,lock	2	
6	JB/T7940.1	M10×1 Oil cup	2	
7	M30W3-00100	Pin axle	2	
8	GB/T5786	M10×1.25×20 Bolt	2	
9	GB/T93	M10 Washer,lock	2	
10	M30A3-40001	Slipper	2	
11	M30A3-40002/3	Shim	4	
12	M30A3-40201	End Roller	2	
13	GB/T894.1	M55 Snap,ring	4	
14	M30K3-40300	Side roller	2	
15	GB/T5786	M12×1.25×40 Bolt	8	
16	GB/T93	M12 Washer, lock	8	
17	M30K3-40002	Spacer	16	
18	M30K3-40004	Shim	16	
19	M30K3-40005	Shim	16	
20	M30A3-40301	End Roller	2	
21	M30A3-40202-1	Side roller	2	
22	M30A3-40203-1	Loose slice	2	
23	M30A3-40302-1	screw	2	
24	M30A3-40205-1	Dust-Proof ring	2	
25	M20W3-30000	Mast,inner	1	

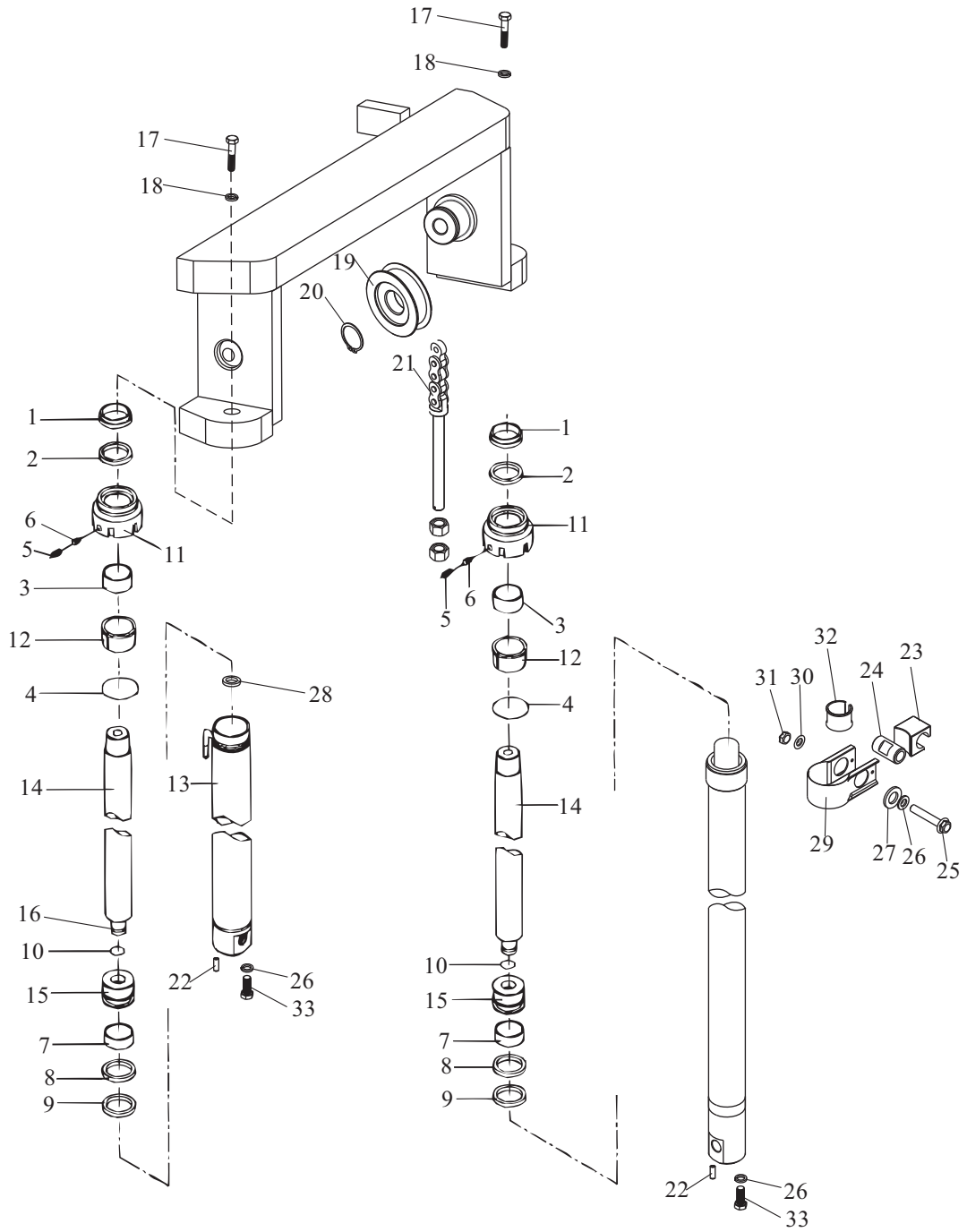
Mast (Full free 3-stage mast KZM)



Mast (Full free 3-stage mast KZM)

Item	Part No	Description	Q'ty	Remark
1	S20W3-10000	Mast,outer	1	
2	M30A3-00002	Bushing	2	
3	M30A3-00001	Cap	2	
4	GB/T5785	M16×1.5×70 Bolt	2	
5	GB/T93	16 Washer,lock	2	
6	JB/T7940.1	M10×1 Oil cup	2	
7	M30W3-00100	Pin axle	2	
8	GB/T5786	M10×1.25×20 Bolt	2	
9	GB/T93	M10 Washer,lock	2	
10	M30A3-40001	Slipper	4	
11	M30A3-40002	Shim	8	
12	M30A3-40201	End Roller	4	
13	GB/T894.1	M55 Snap,ring	8	
14	M30K3-40300	Side roller	2	
15	GB/T5786	M12×1.25×40 Bolt	16	
16	GB/T93	M12 Washer, lock	16	
17	M30K3-40002	Spacer	32	
18	M30K3-40004	Shim	32	
19	M30K3-40005	Shim	32	
20	M30A3-40301	End Roller	4	
21	M30A3-40202-1	Side roller	6	
22	M30A3-40203-1	Loose slice	6	
23	M30A3-40302-1	Screw	6	
24	M30A3-40205-1	Dust-Proof ring	6	
25	S20W3-20000	Medium Master	1	
26	S20W3-30000	Mast,inner	1	

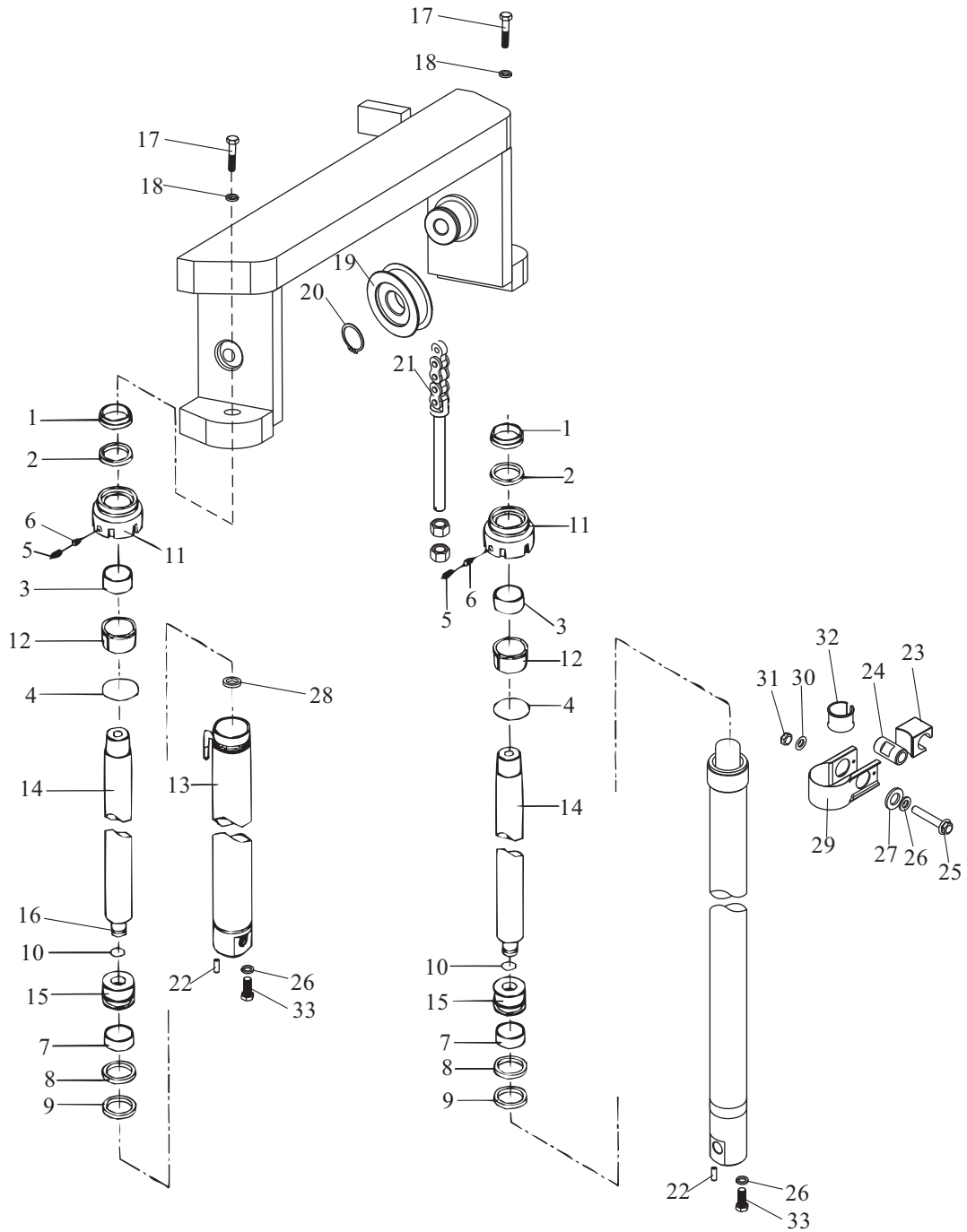
Lift Cylinder(Normal Mast KM)



Lift Cylinder(Normal Mast KM)

Item	Part No	Description	Q'ty	Remark
A	A20D4-10100L/R	Lift cylinder ass,y	2	
1	A20A4-10101	40×48×5/6.5 Dust ring	2	
2	A20A4-10102	40×50×6 Ring	2	
3	A20A4-10103	4030 Guide bushing	2	
4	GB/T1235	68×3.1 O-ring	2	
5	GB/T80	M8×8 Screw	4	
6	A30A4-10104	Plug	4	
7	A20A4-10105	50×20×2.5 Wearing	2	
8	A20A4-10106	50×40×3 Ring, back up	2	
9	A20A4-10107	50×40×6 Ring	2	
10	A30A4-10108	Snap ring	2	
11	A20A4-10109	Cap, lift cylinder	2	
12	A20A4-10110	Sleeve	2	
13	A20D4-10101	Cylinder	2	
14	A20D4-10102	Piston rod	2	
15	A20A4-10113	Piston	2	
16	A20A4-10114	Spacer	2	
17	GB/T5786	M16×1.5×45 Bolt	2	
18	GB/T93	M16 Washer,lock	2	
19	M30A3-80100	Sheave	2	
20	GB/T894.1	40 Snap ring	2	
21	LH1623×N	Chain ass'y	2	
22	GB/T119.1	D10×26 Pin	2	
23	S30F3-80004	Block rubber	2	
24	S30F3-80003	Casing	2	
25	GB/T5786	M12×1.25×70 Bolt	2	
26	GB/T93	M12 Washer,lock	4	
27	S30F3-80005	Bolster	2	
28	S30A3-80001	Adjustable pad	2	
29	S30F3-80002	Clip	2	

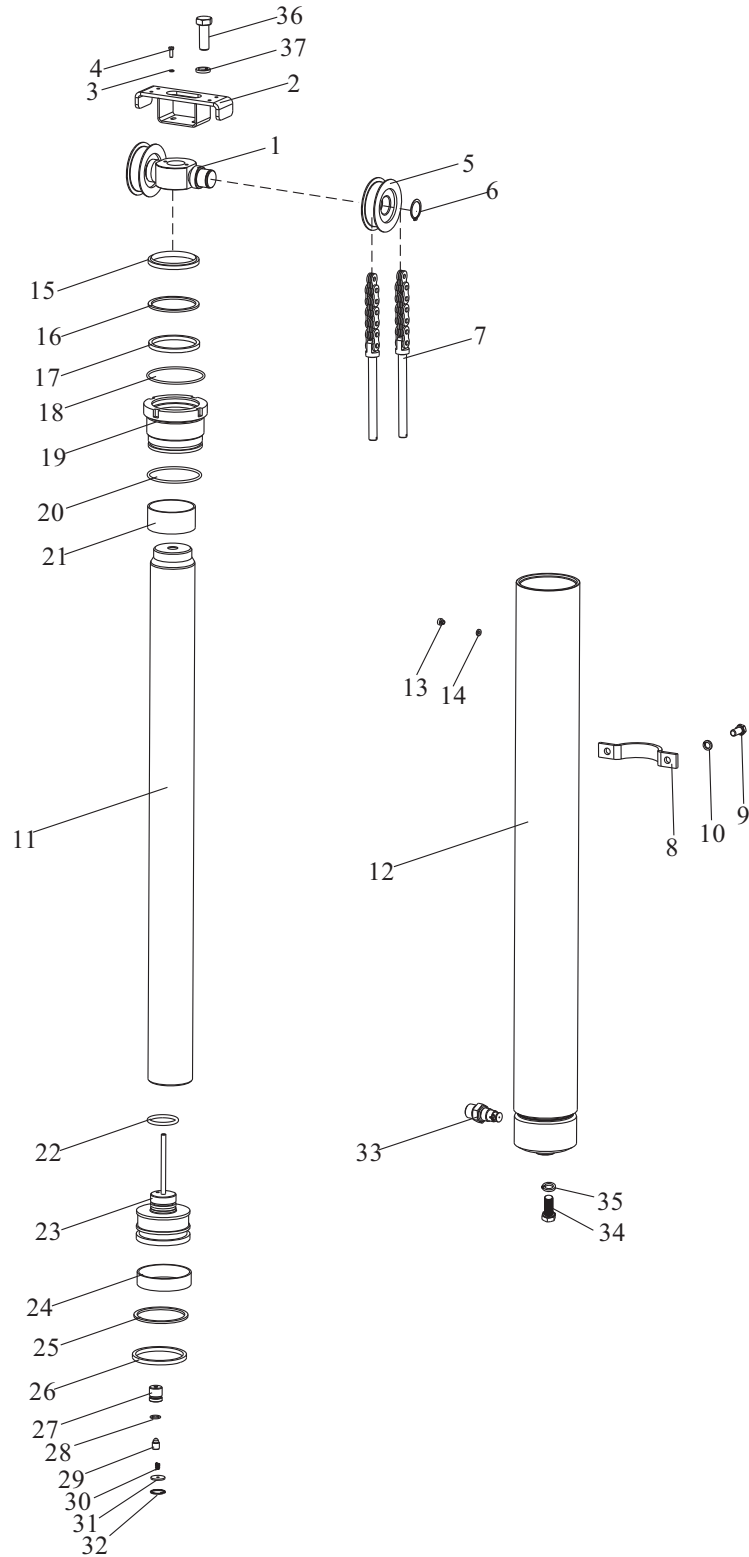
Lift Cylinder(Normal Mast KM)



Lift Cylinder(Normal Mast KM)

Item	Part No	Description	Q'ty	Remark
30	GB/T97.1	M12 Washer	2	
31	GB/T6171	M12×1.25 Nut	2	
32	M20F3-80001	Rubber pad	2	
33	GB/T5786	M12×1.25×35 Bolt	2	

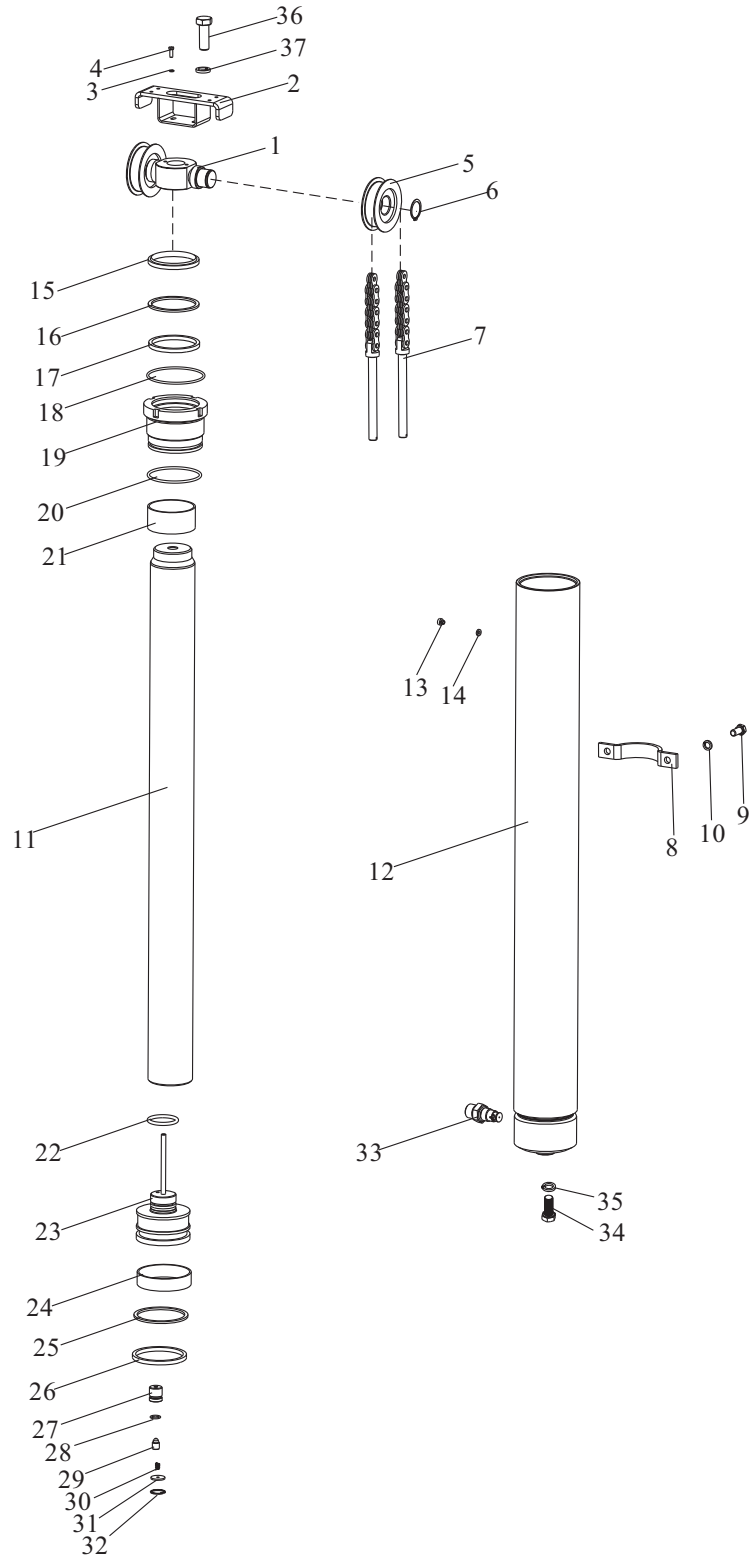
Front Lift Cylinder (Full Free 3-Stage Mast KZM)



Front Lift Cylinder (Full Free 3-Stage Mast KZM)

Item	Part No	Description	Q'ty	Remark
A	A20B4-10500	Front lift cylinder ass'y	1	
1	S30K3-80100	Sheave Seat	1	
2	S30K3-80200	Stopper chain	1	
3	GB/T93	M8 Washer,lock	2	
4	GB/T5783	M8×16 Bolt	2	
5	M30A3-80100	Sheave	2	
6	GB/T894.1	40 Snap ring	2	
7	LH1623×N	Chain ass'y	2	
8	S20K3-80001	Support	1	
9	GB/T5783	M14×35 Bolt	2	
10	GB/T93	M14 Washer,lock	2	
11	A20B4-10501	Piston rod ass'y	1	
12	A20B4-10502	Cylinder	1	
13	GB/T6190	M6×5 Screw	1	
14	A30B4-10303	Gasket	1	
15	A20B4-10303	60×68×5/6.5 Dust ring	1	
16	A20B4-10304	70×60×3 Snap ring	1	
17	A20B4-10305	60×70×6 Ring	1	
18	GB/T1235	80×3.1 O-ring	1	
19	A20B4-10306	Guide sleeve	1	
20	GB/T1235	75×3.1 O-ring	1	
21	A20B4-10307	Guide bushing	1	
22	A20B4-10308	Snap ring	1	
23	A20B4-10309	Piston	1	
24	A20B4-10310	75×20×2.5 Backup ring	1	
25	A20B4-10311	75×65×3 Stopper	1	
26	A20B4-10312	75×65×6 Sear ring	1	
27	A30B4-10313	Spool	1	
28	GB/T1235	20×2.4 O-ring	1	
29	A30A4-10314	Spring	1	

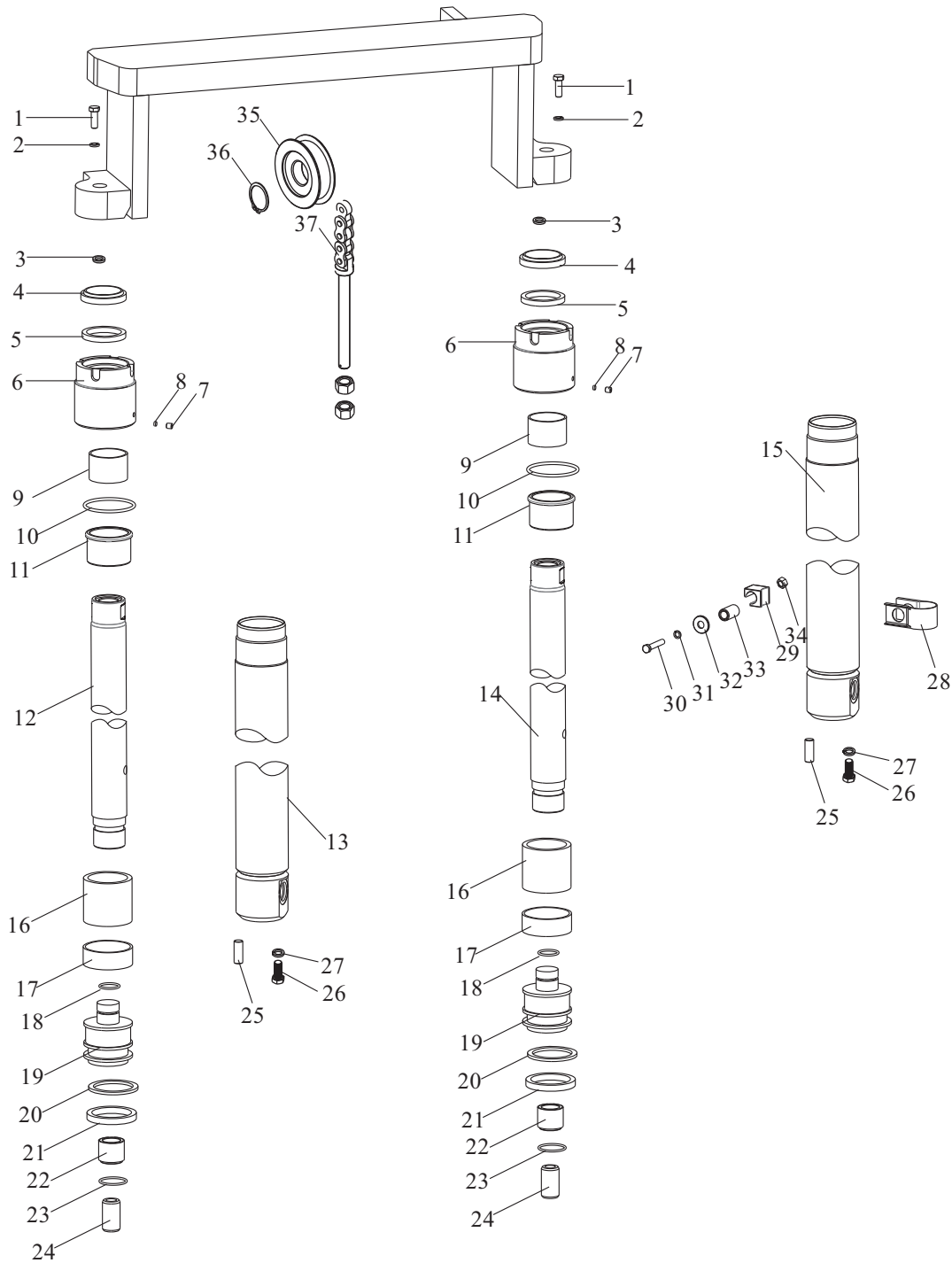
Front Lift Cylinder (Full Free 3-Stage Mast KZM)



Front Lift Cylinder (Full Free 3-Stage Mast KZM)

Item	Part No	Description	Q'ty	Remark
30	A30B4-10315	Spool	1	
31	A30B4-10316	Catch	1	
32	A30B4-10317	Stopper	1	
33	A20B4-10500-01	Explosion-proof valve	1	
34	GB/T5786	M12×1.25×35 Bolt	1	
35	GB/T93	M12 Washer,lock	1	
36	GB/T5786	M16×55 Bolt	1	
37	GB/T93	M16 Washer,lock	1	

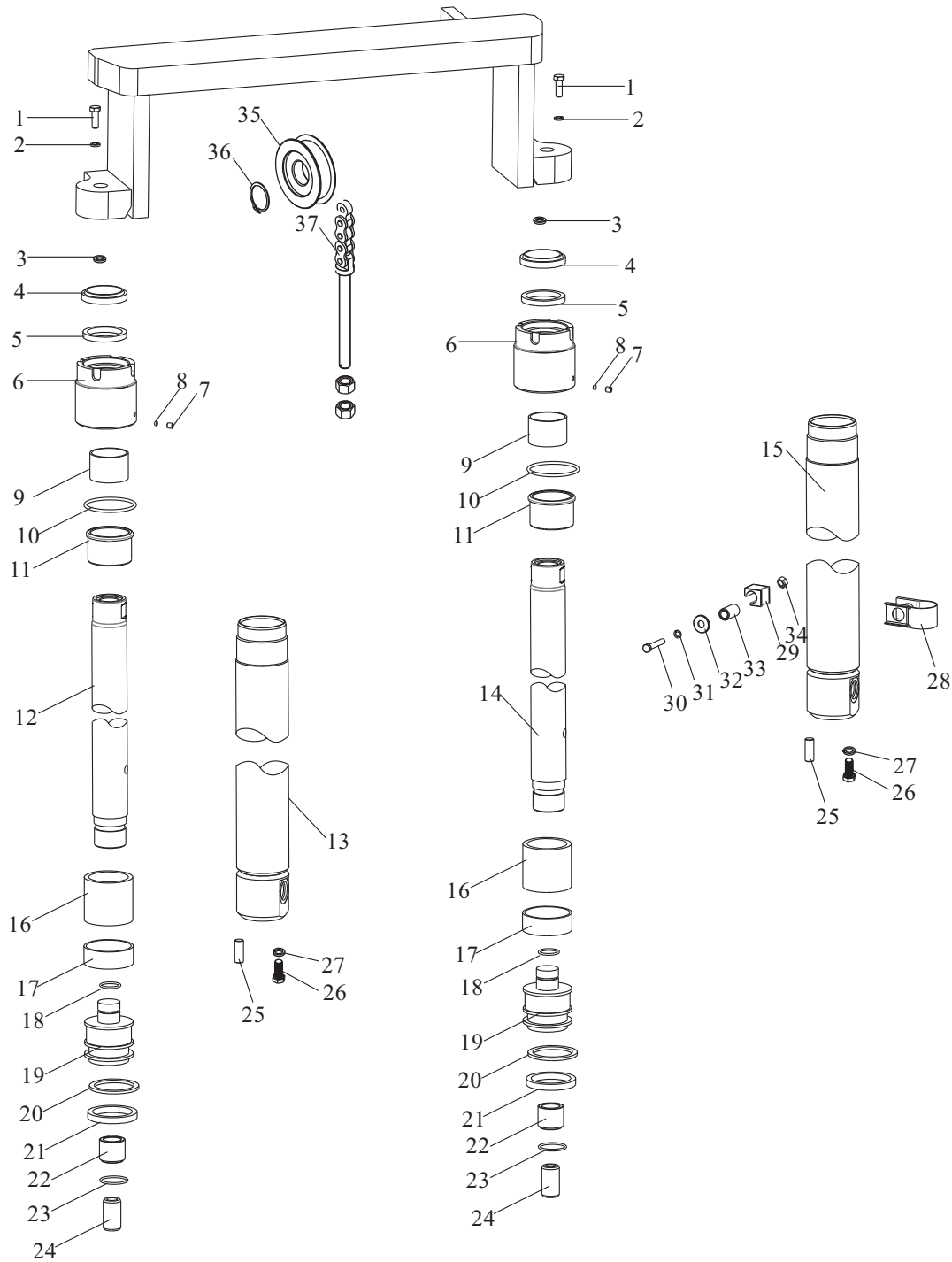
Rear Lift Cylinder (Full Free 3-Stage Mast KZM)



Rear Lift Cylinder (Full Free 3-Stage Mast KZM)

Item	Part No	Description	Q'ty	Remark
A	A20D4-10600L/R	Rear lift cylinder ass'y	2	
1	GB/T5786	M16×1.5×45 Bolt	2	
2	GB/T93	M16 Washer,lock	2	
3	S30A3-80001	Spacer	2	
4	A30B4-10402	40×52×7/10 Dust ring	2	
5	A30B4-10404	40×50×6 Ring	2	
6	A20B4-10602	Cap, lift cylinder	2	
7	GB/T80	M8×8 Screw	2	
8	A30B4-10603	6×3 Nylon pad	2	
9	A30B4-10407	4030 Guide bushing	2	
10	GB/T1235	60×3.1 O-ring	2	
11	A20B4-10603	Bushing	2	
12	A20D4-10601	Piston rod L.H.	1	
13	A20D4-10602	Cylinder L.H.	1	
14	A20D4-10603	Piston rod R.H.	1	
15	A20D4-10604	Cylinder R.H.	1	
16	A20B4-10608	Spacer	2	
17	A30B4-10610	24×2 Stopper	1	
18	A20B4-10609	50×14.7×2.5 Backup ring	2	
19	A20B4-10610	Piston	1	
20	A20B4-10611	40×50×3 Ring, back up	2	
21	A20B4-10612	50×40×6 Ring	2	
22	A30B4-10615	Spacer	2	
23	A30B4-10616	26×2 Stopper	2	
24	A30B4-10617	Spacer	2	
25	GB/T119	D10×26 Pin	2	
26	GB/T5786	M12×1.25×35 Bolt	2	
27	GB/T93	M12 Washer,lock	2	
28	S30F3-80002	Clamp	2	
29	S30F3-80004	Rubber block	2	

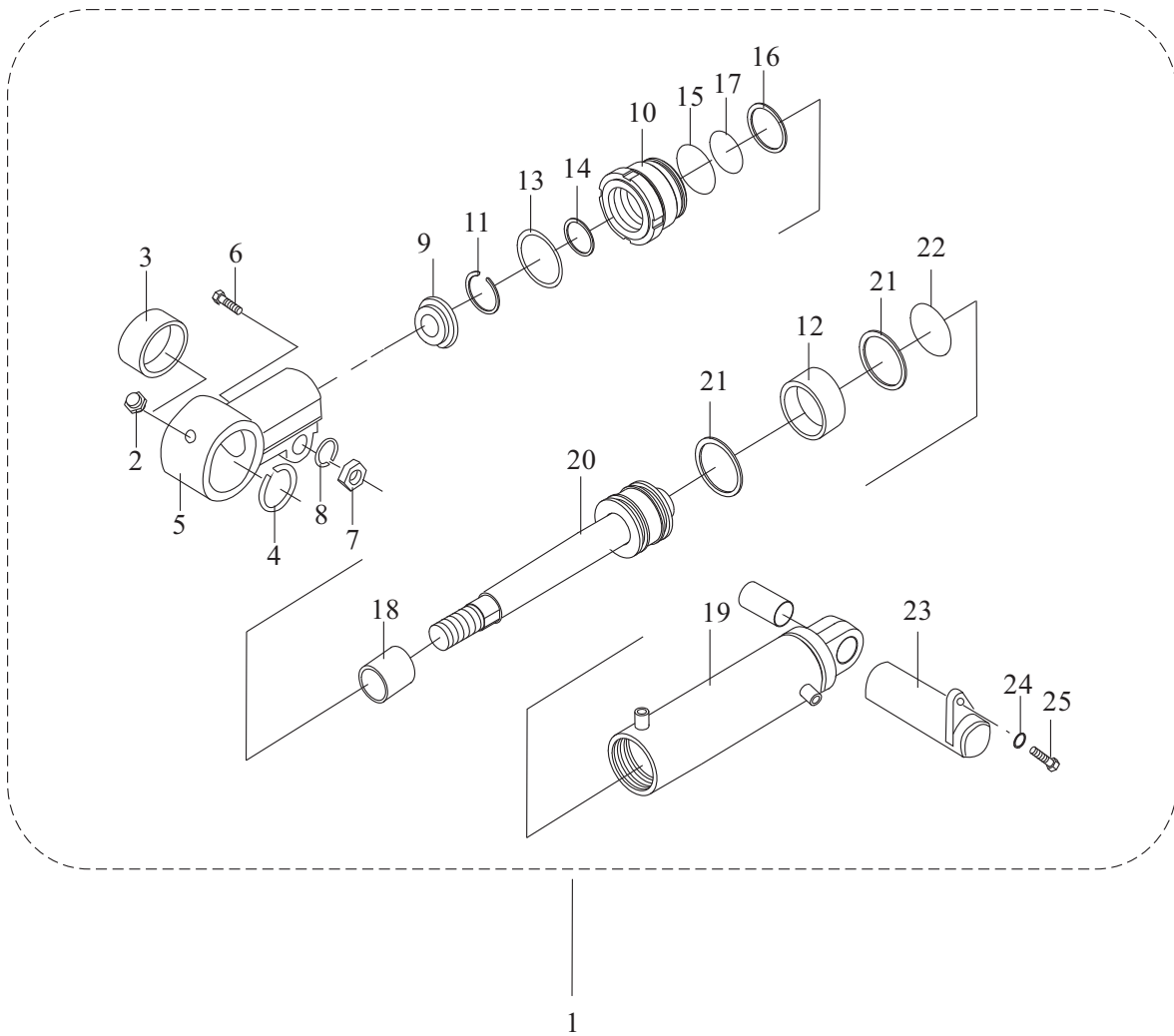
Rear Lift Cylinder (Full Free 3-Stage Mast KZM)



Rear Lift Cylinder (Full Free 3-Stage Mast KZM)

Item	Part No	Description	Q'ty	Remark
30	GB/T5786	M12×1.25×70 Bolt	2	
31	GB/T93	M12 Washer,lock	2	
32	S30F3-80005	Bolster	2	
33	S30F3-80003	Casing	2	
34	GB/T6171	M12×1.25 Nut	2	
35	S30J3-80100	Sheave	2	
36	GB/T894.1	40 Snap ring	2	
37	LH1623×N	Chain ass'y	2	

Tilt cylinder

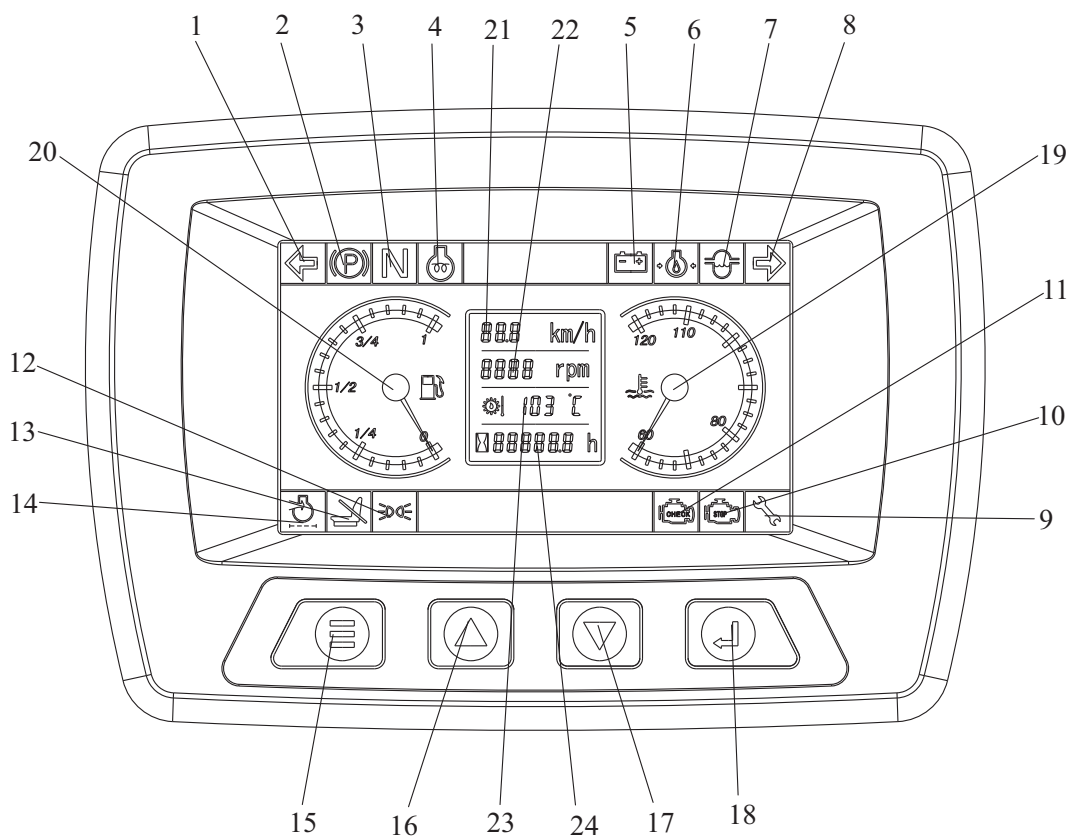


Tilt cylinder

Item	Part No	Description	Q'ty	Remark
1	A20W4-10200	Tilt cylinder ass'y	2	
2	JB/T7940.1	M10×1 Nipple grease	2	
3	GB/T304.5	30 Bushing	2	
4	GB/T893.1	47 Ring,snap	2	
5	A30C4-10203	Ear ring	2	
6	GB/T5785	M14×1.5×55 Bolt	2	
7	GB/T6171	M14×1.5 Nut	2	
8	GB/T93	14 Washer,lock	2	
9	A20W4-10203	32×40×5/6.5 Seal,dust	2	
10	A20W4-10204	Cap, lift cylinder	2	
11	A20W4-10205	42×32×3 Ring,snap	2	
12	A20W4-10208	70×16×2.5 Ring,snap	2	
13	A20W4-10207	70×65.2×1.5 Ring,snap	2	
14	A20W4-10206	32×42×6 Ring	2	
15	GB/T3452.1	71×2.65 O-ring	2	
16	A20W4-10209	70×60×3 Ring,snap	4	
17	GB/T1235	70×3.1 O-ring	2	
18	A35A4-10207	3530 Bushing	2	
19	A20W4-10201	Tube,cylinder	2	
20	A20W4-10202	piston body	2	
21	A20W4-10210	70×60×6 Ring	4	
22	GB/T1235	38×3.5 O-ring	2	
23	M30A3-00100	Pin	2	
24	GB/T5786	M10×1.25×20 Bolt	2	
25	GB/T93	M10 Washer,lock	2	

ELECTRIC SYSTEM

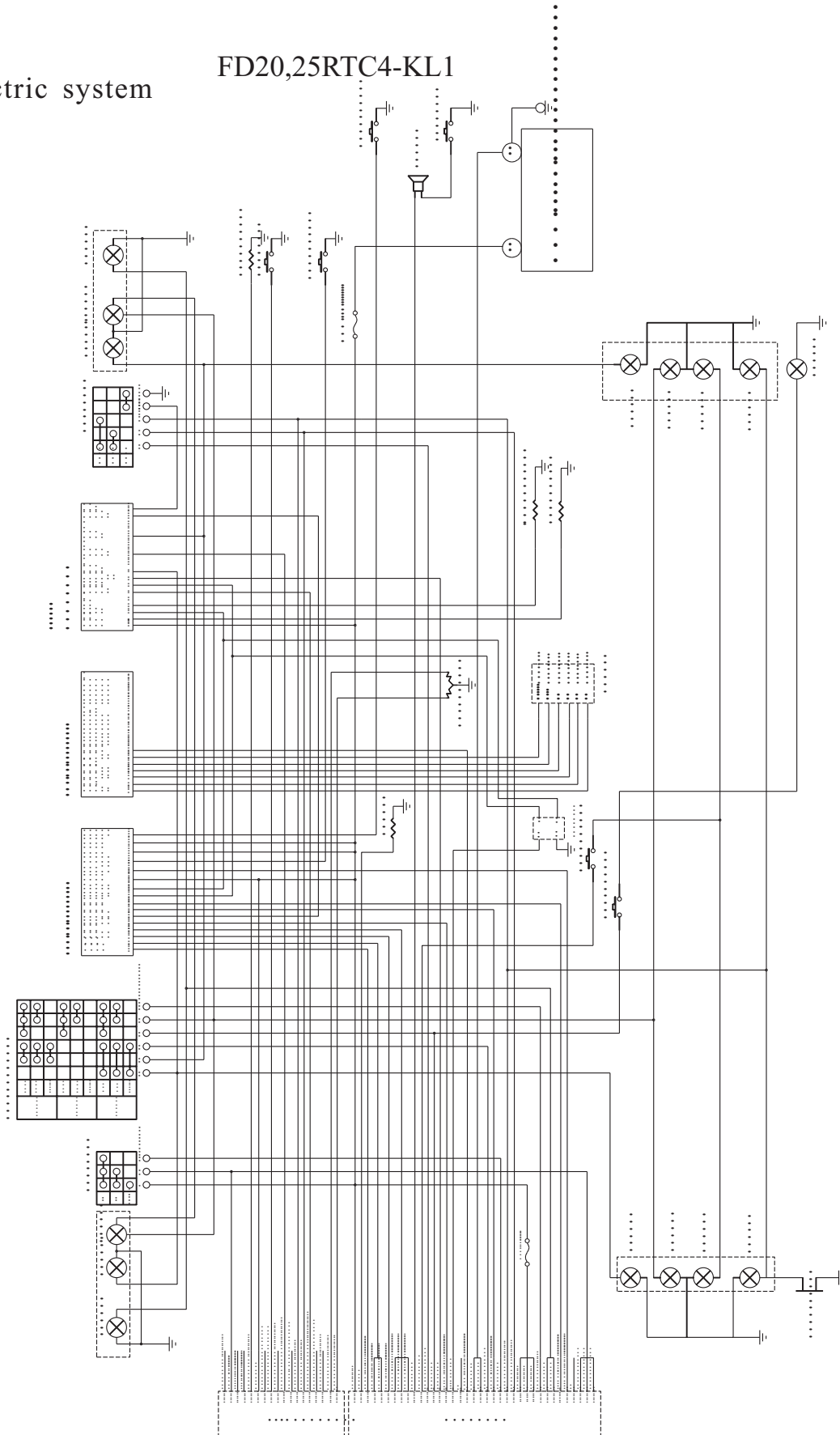
Combination meter



1	Turn left	13	Seat lock indicator
2	Hand brake lamp	14	Air filter alarm light
3	Neutral instructions	15	Menu button
4	Preheat instructions	16	Page up button
5	Charging instructions	17	Page down button
6	Oil pressure low alarm	18	Carriage-return button
7	Oil-water separation	19	Water temp
8	Turn right	20	Fuel meter
9	Maintenance indicator	21	Vehicle speedometer
10	Engine stop indicator	22	Engine tachometer
11	Engine malfunction indicator	23	Oil temp
12	Width lamp (optional)	24	Chronograph

Electric system

FD20,25RTC4-KL1



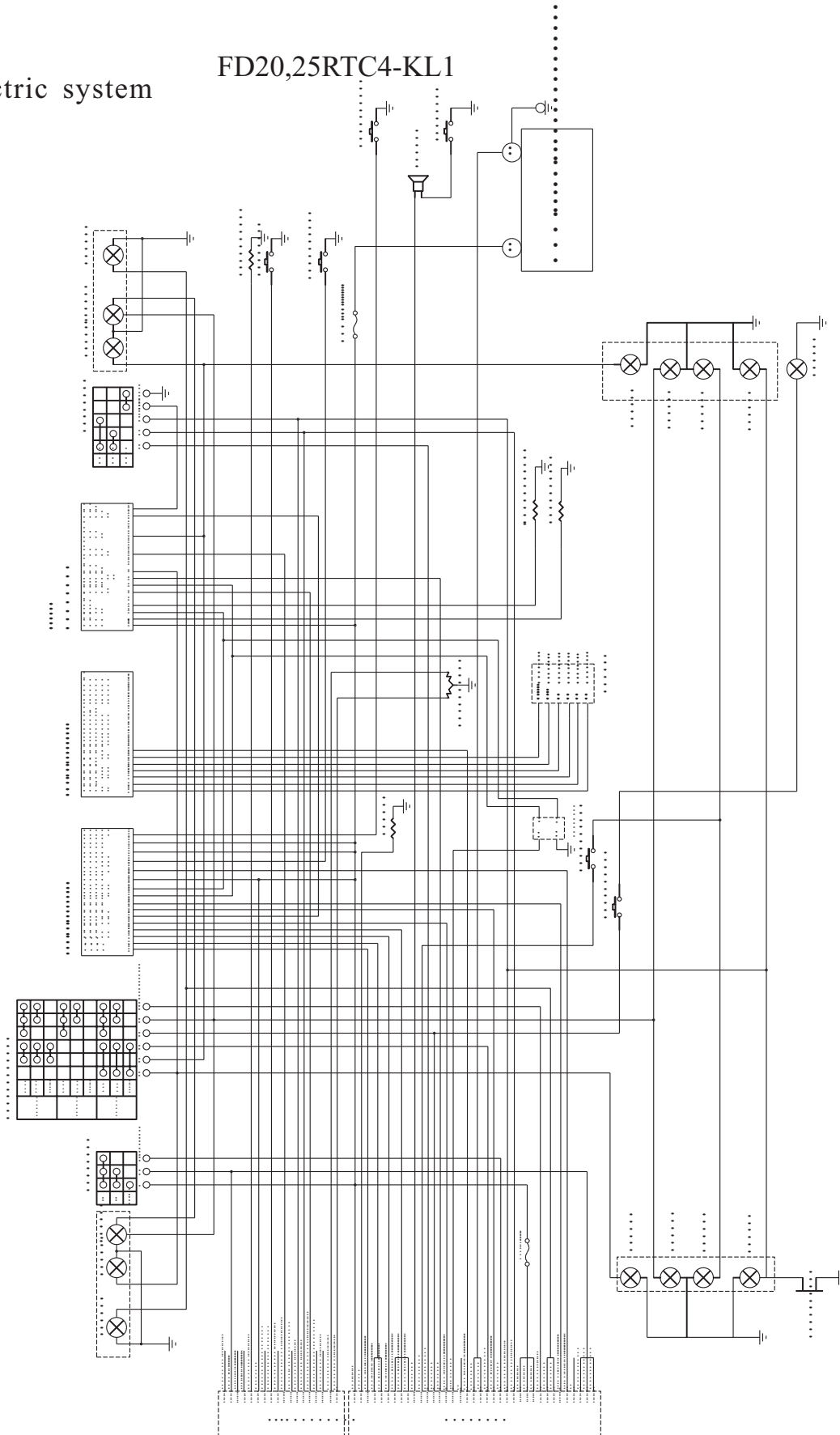
Electric system

FD20,25RTC4-KL1

Item	Part No	Description	Q'ty	Remark
1	A30BN2-20100	Battery	1	
2	A30DK2-10100	Panel	1	
3	A30BN2-10200	OPS OPS control box	1	
4	GB/T823	M5×12 Screw	10	
5	Y35A2-60201	4WD control switch	1	
6	A15G2-40200	Front combination lamp	2	
7	A35K2-40200	Rear lamp	2	
8	DT04G-LTD152	Caution light	1	
9	A30DA2-80200	Wire harness for roof guard	1	
10	A30DA2-80300	Tail light adapter	1	
11	A30BN2-80200	Cable	1	
12	A30BN2-80300	Cable	1	
13	A30C2-80900	Fuse	1	
14	Y25B2-80100	Vehicle harness	1	
15	180型	Strapping tape	15	
16	T20G2-60500	Brake switch	1	
17	A30C2-60500	Reversing buzzer	1	
18	GB/T5783	M6×20 Bolt	1	
19	GB/T96.1	M6 Washer	2	
20	GB/T93	M6 Washer, lock	1	
21	A30DA2-60200	Key switch	1	
22	A30C2-90100	USB Charge interface	1	
23	DT09G-DL124ED	Horn	1	
24	GB/T5783	M8×20 Bolt	1	
25	GB/T97.1	M8 Washer	1	
26	GB/T93	M8 Washer, lock	1	
27	Y25B2-60100	Integral switch	1	
28	A30DK2-70200	Combination	1	
29	T20A2-50500	Oil temp sending unit	1	
30	A30DA2-50200	Fuel sensor	1	

Electric system

FD20,25RTC4-KL1

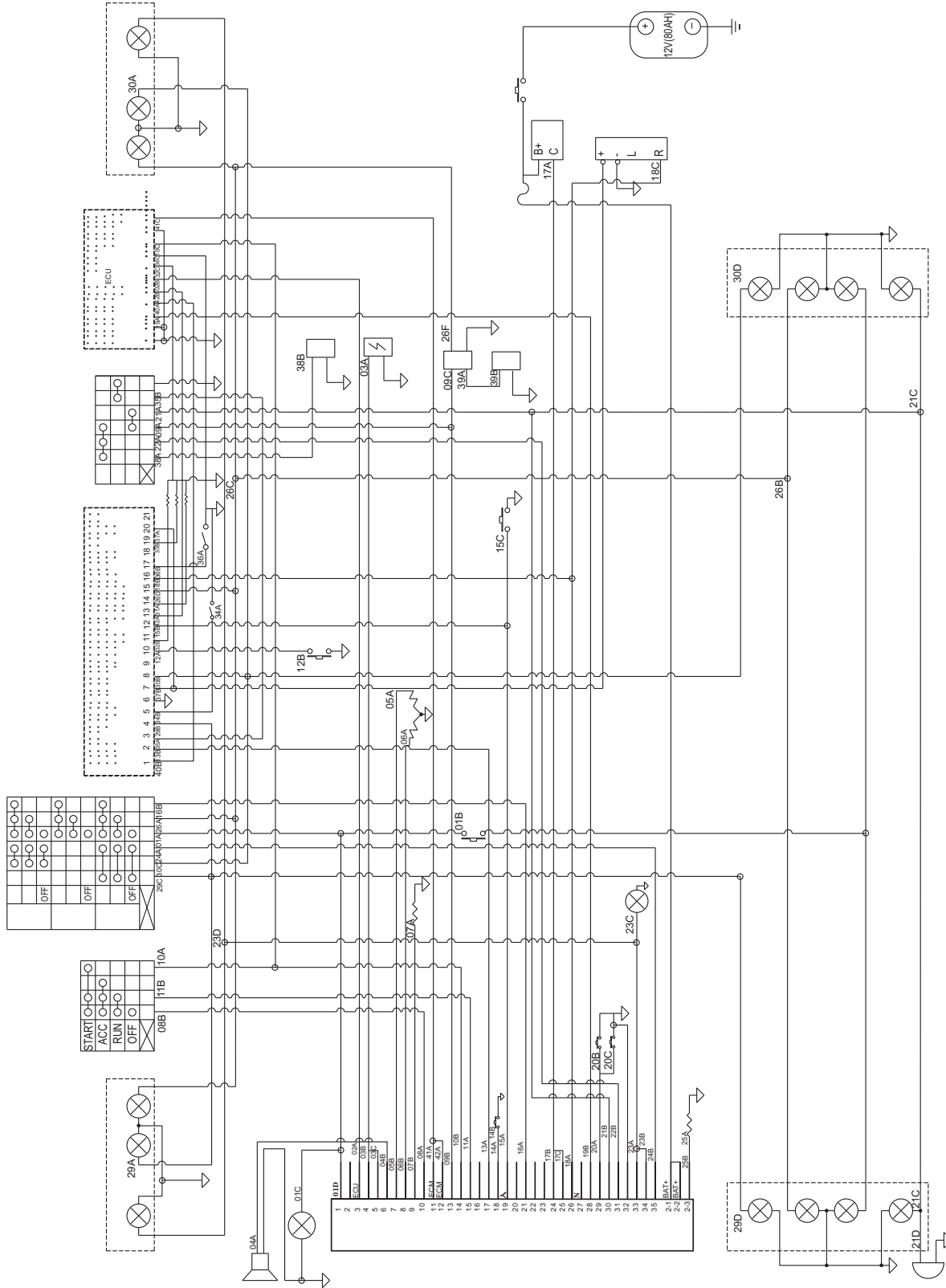


Electric system FD20,25RTC4-KL1

Item	Part No	Description	Q'ty	Remark
31	GB/T823	M5×12 Screw	5	
32	A30BN2-60100	Accelerator	1	

Electric system

FD20,25RTC4-X63

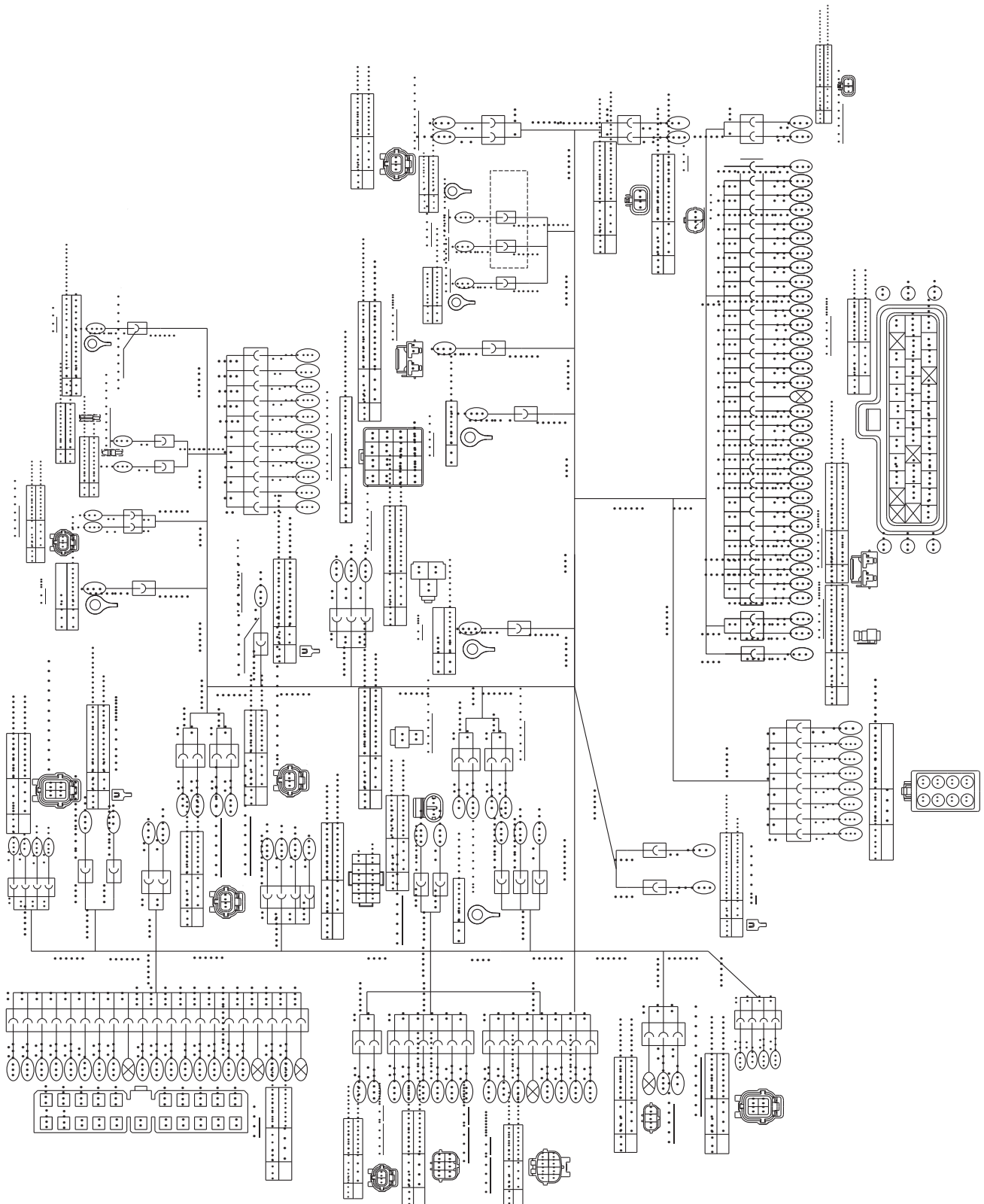


Electric system FD20,25RTC4-X63

Item	Part No	Description	Q'ty	Remark
1	A30C2-20002	Battery	1	
2	F30A2-10100	Panel	1	
3	GB/T823	M5×12 Screw	10	
4	Y25D2-60100	4WD control switch	1	
5	T20G2-60500	Brake switch	1	
6	A15G2-40200	Front combination lamp	2	
7	A35K2-40200	Rear lamp	2	
8	DT04G-LTD152	Caution light	1	
9	A30DA2-80800	Tail light adapter	1	
10	A45N2-80400	Cable	1	
11	A45I2-80900	Cable	1	
12	A30C2-80900	Fuse	1	
13	Y25C2-80100	Vehicle harness	1	
14	180型	strapping tape	15	
15	A30C2-60500	Reversing buzzer	1	
16	GB/T5783	M6×20 Bolt	1	
17	GB/T96.1	M6 Washer	2	
18	GB/T93	M6 Washer, lock	1	
19	GB/T6170	M6 Nut	1	
20	A450A2-60700	Key switch	1	
21	A30C2-90100	USB Charge interface	1	
22	DT09G-DL124ED	Horn	1	
23	GB/T5783	M8×20 Bolt	1	
24	GB/T97.1	M8 Washer	1	
25	GB/T93	M8 Washer, lock	1	
26	Y25B2-60100	Integral switch	1	
27	A30DA2-70200	Combination	1	
28	T20A2-50500	Oil temp sending unit	2	
29	A30DA2-50200	Fuel sensor	1	
30	GB/T823	M5×12 Screw	5	
31	DZ03G-Z3/8	Water temperature sensor	1	

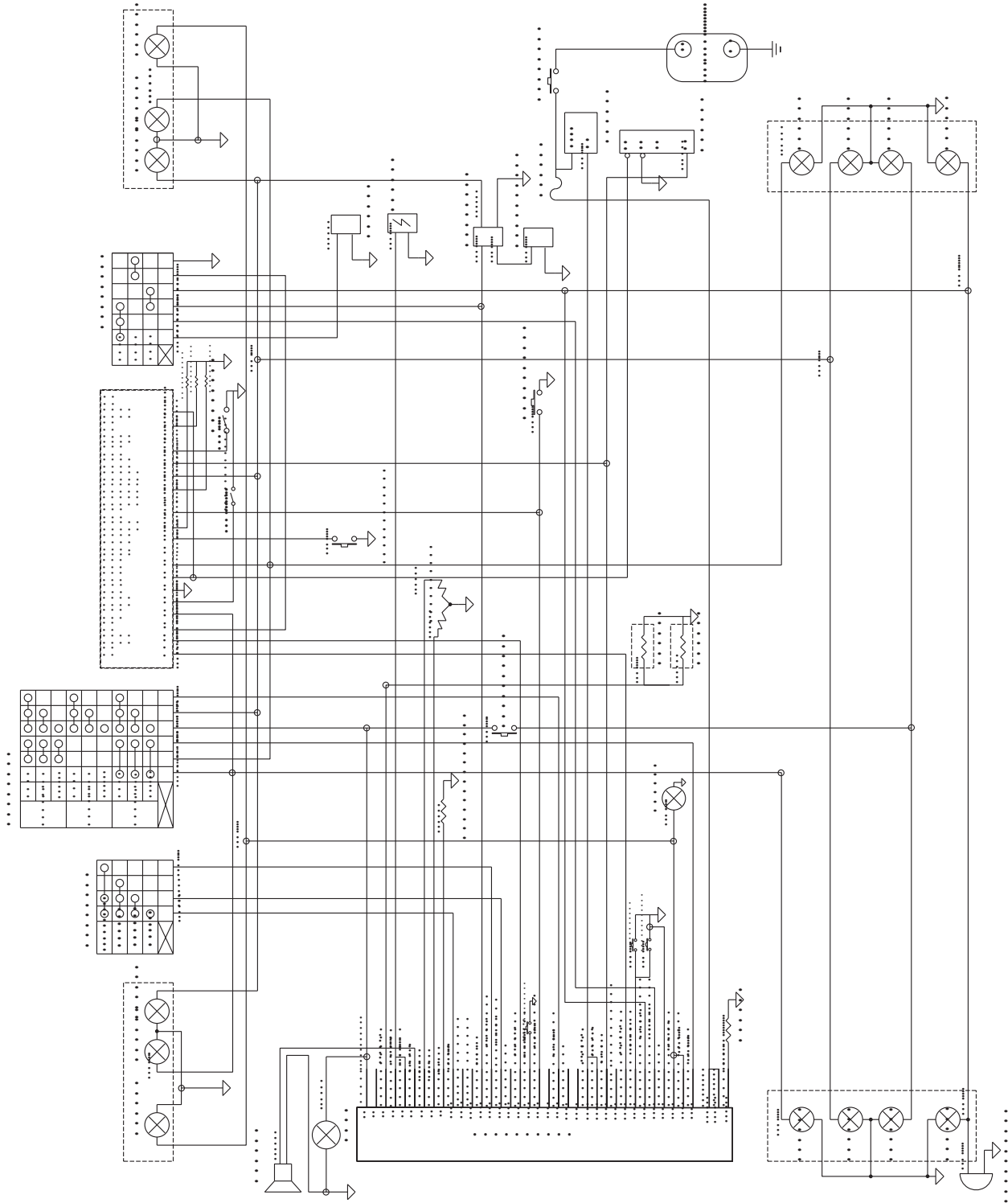
Vehicle harness

FD20,25RTC4-X63



Electric system

FD20,25RTC4-Y2

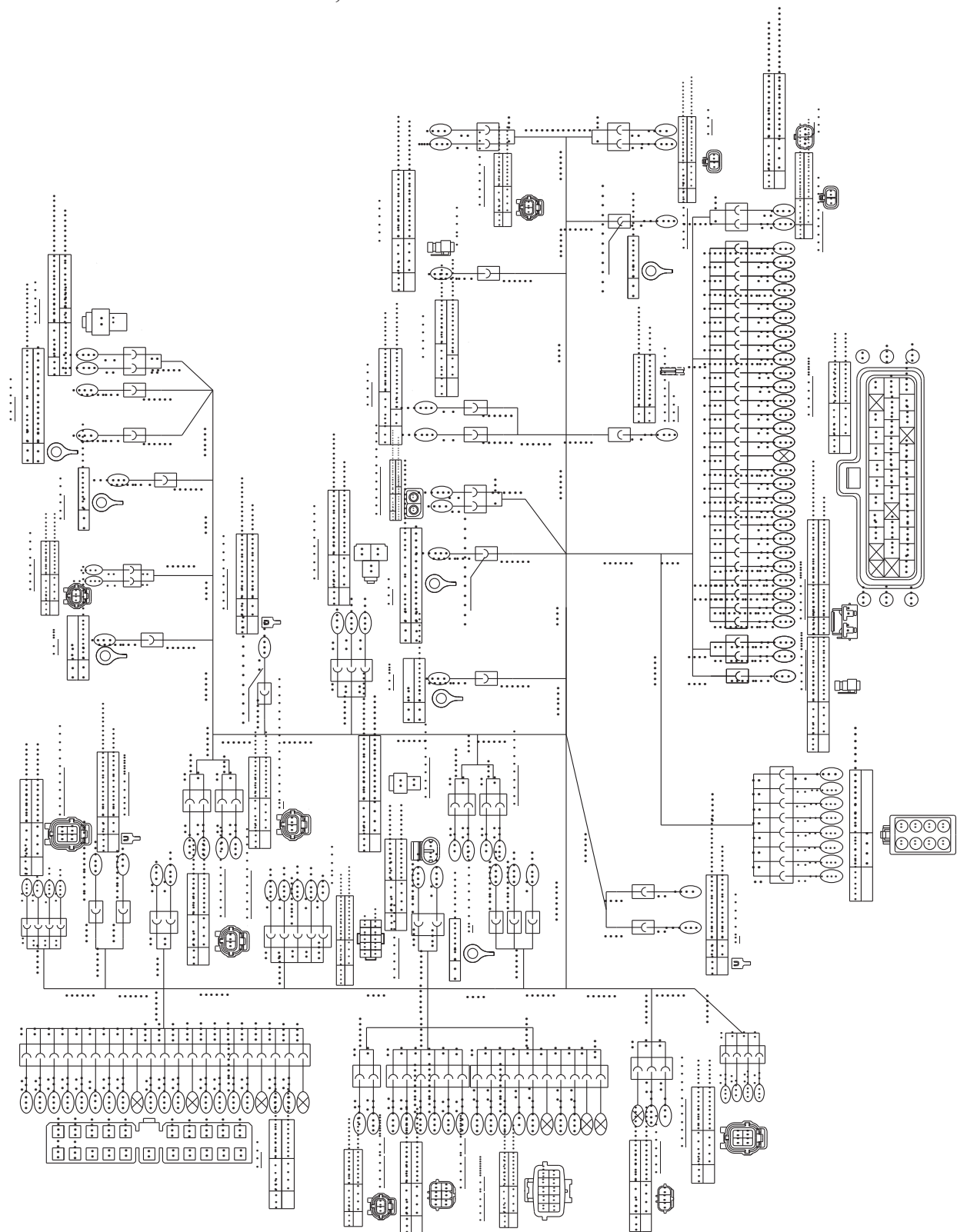


Electric system FD20,25RTC4-Y2

Item	Part No	Description	Q'ty	Remark
1	A30C2-20002	Battery	1	
2	A30DF2-10100	Panel	1	
3	GB/T823	M5×12 Screw	10	
4	Y25D2-60100	4WD control switch	1	
5	A15G2-40200	Front combination lamp	2	
6	A35K2-40200	Rear lamp	2	
7	DT04G-LTD152	Caution light	1	
8	A30DA2-80800	Tail light adapter	1	
9	A45P2-80400	Cable	1	
10	A45I2-80900	Cable	1	
11	A30C2-80900	Fuse	1	
12	Y25D2-80100	Vehicle harness	1	
13	180型	strapping tape	15	
14	A30C2-60500	Reversing buzzer	1	
15	GB/T5783	M6×20 Bolt	1	
16	GB/T96.1	M6 Washer	2	
17	GB/T93	M6 Washer, lock	1	
18	GB/T6170	M6 Nut	1	
19	T20G2-60500	Brake switch	1	
20	A450A2-60700	Key switch	1	
21	A30C2-90100	USB Charge interface	1	
22	DT09G-DL124ED	Horn	1	
23	GB/T5783	M8×20 Bolt	1	
24	GB/T97.1	M8 Washer	1	
25	GB/T93	M8 Washer, lock	1	
26	Y25B2-60100	Integral switch	1	
27	A30DA2-70200	Combination	1	
28	T20A2-50500	Oil temp sending unit	2	
29	A30DA2-50200	Fuel sensor	1	
30	GB/T823	M5×12 Screw	5	

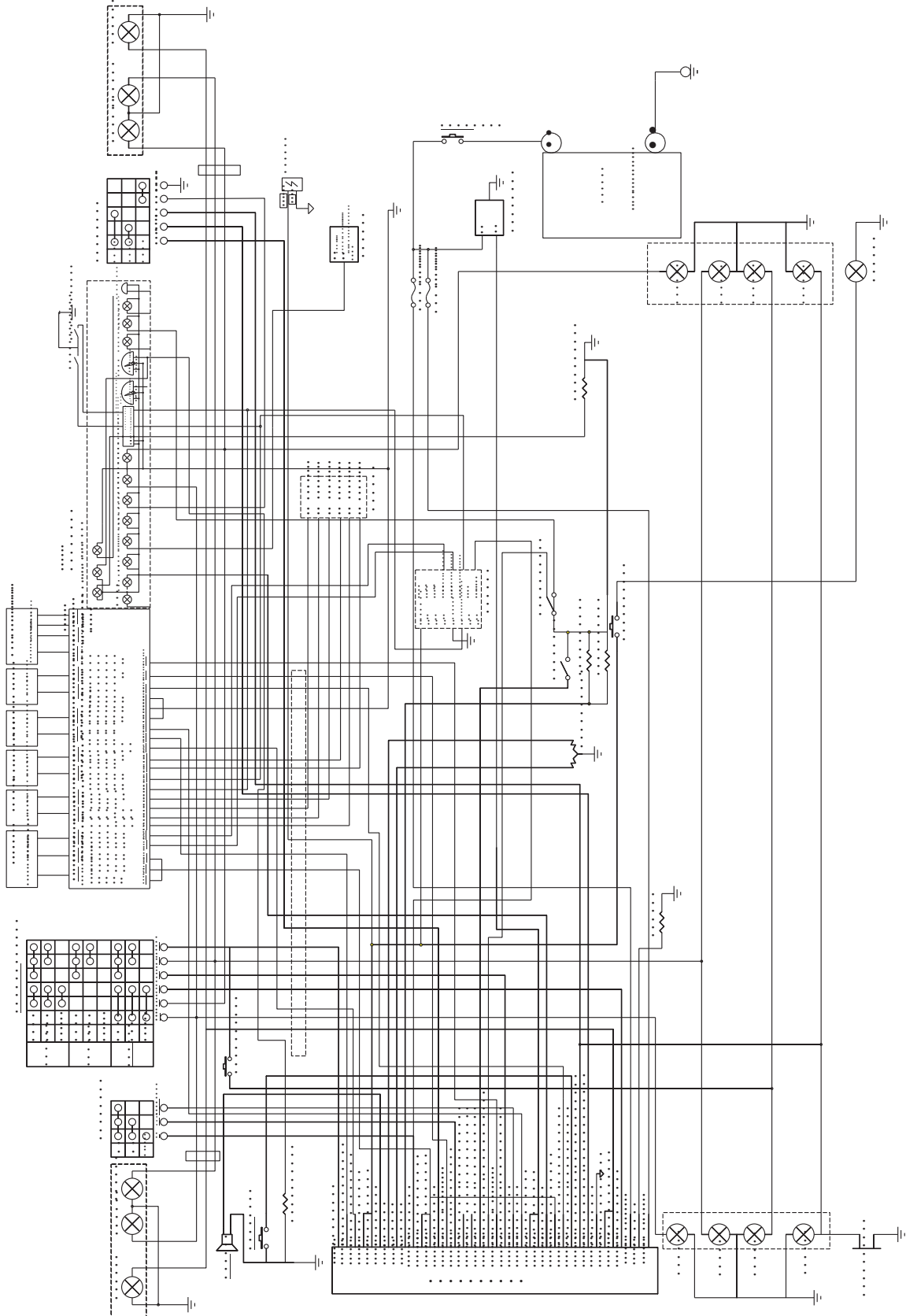
Vehicle harness

FD20,25RTC4-Y2



Electric system

FD20,25RTC4-DS1



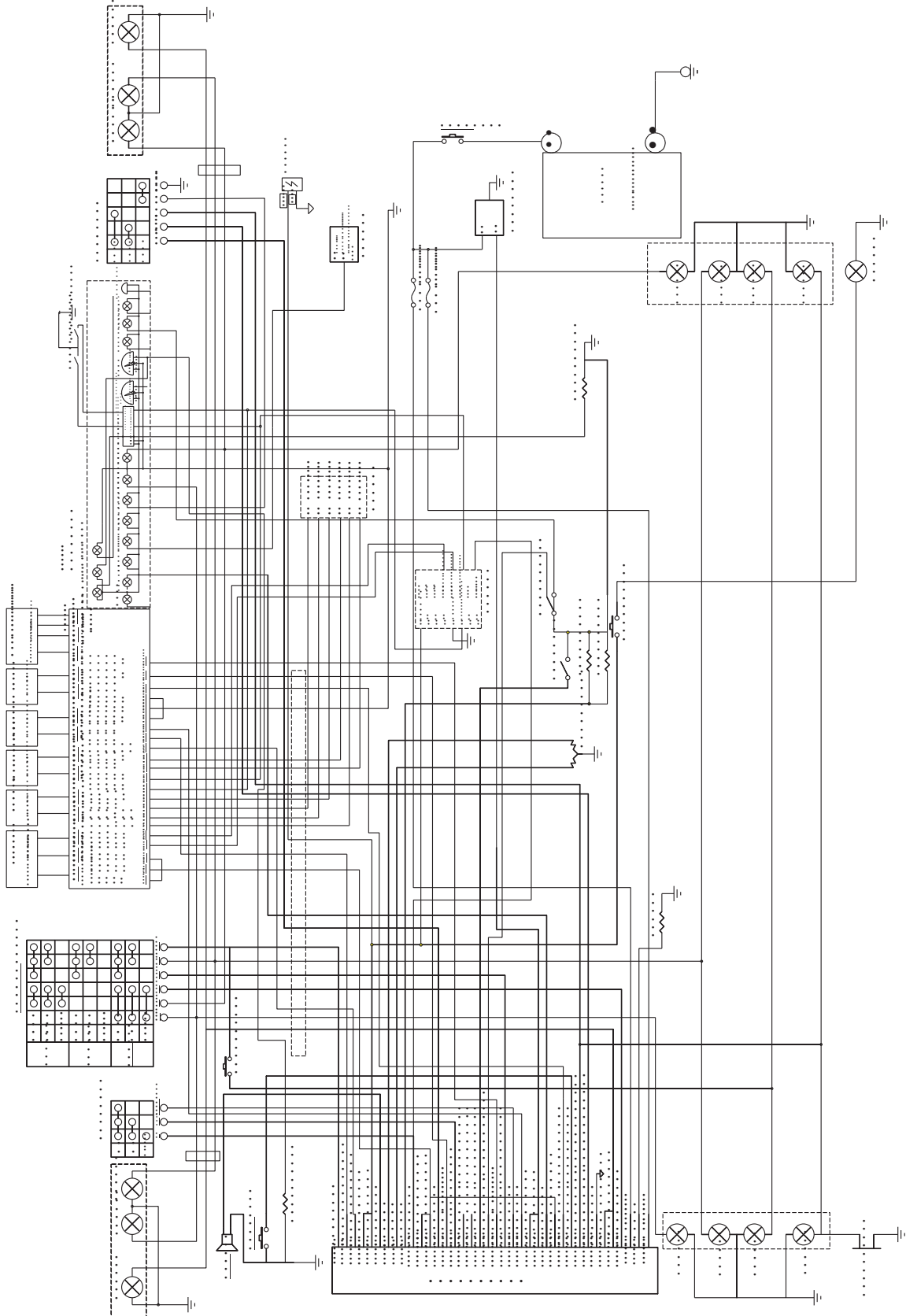
Electric system

FD20,25RTC4-DS1

Item	Part No	Description	Q'ty	Remark
1	A30BN2-20100	Battery	1	
2	A30DL2-10100	Panel	1	
3	GB/T823	M5×12 Screw	4	
4	A30DA2-40100	Front combination lamp	2	
5	DT04G-LTD152	Caution light	1	
6	Y25D2-60100	4WD control switch	1	
7	A30DL2-80200	Cable	1	
8	A30DL2-80300	Cable	1	
9	T20G2-20100	Fuse box	1	
10	Y25E2-80100	Vehicle harness	1	
11	180型	strapping tape	15	
12	T20G2-60500	Brake switch	1	
13	A30C2-60500	Reversing buzzer	1	
14	GB/T5783	M6×20 Bolt	1	
15	GB/T96.1	M6 Washer	2	
16	GB/T93	M6 Washer, lock	1	
17	GB/T6170	M6 Nut	1	
18	DT09G-DL124ED	Horn	1	
19	GB/T5783	M8×20 Bolt	1	
20	GB/T97.1	M8 Washer	1	
21	GB/T93	M8 Washer, lock	1	
22	Y25B2-60100	Integral switch	1	
23	A30DL2-70100	Combination	1	
24	A35K2-40200	Rear lamp	2	
25	T20A2-50500	Oil temp sending unit	2	
26	A30DA2-50200	Fuel sensor	1	
27	A450A2-60700	Key switch	1	
28	A30C2-90100	USB Charge interface	1	
29	A30AB2-60100	Accelerator	1	
30	A30DL2-60100	SCR Manual prohibition of regeneration	1	

Electric system

FD20,25RTC4-DS1



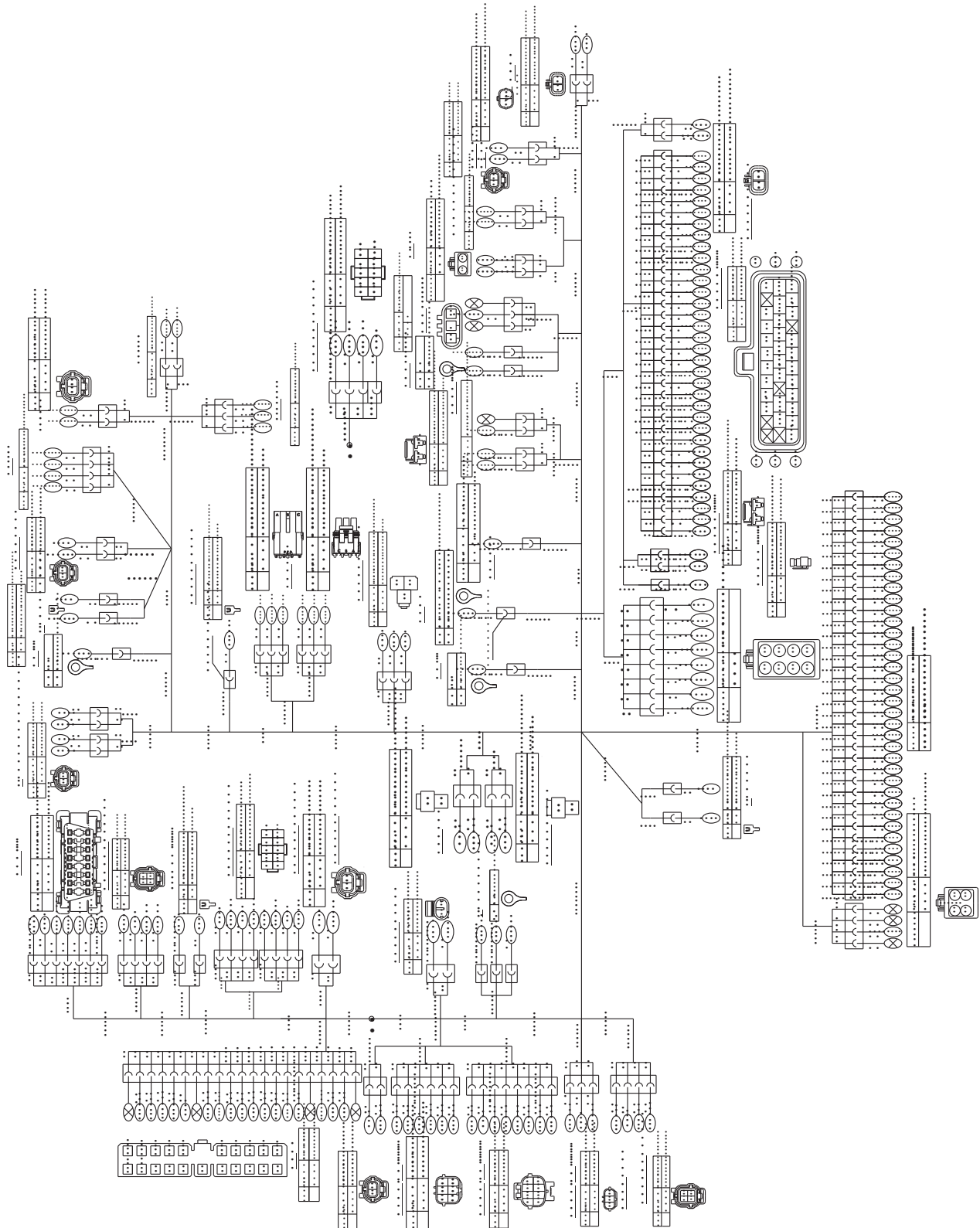
Electric system

FD20,25RTC4-DS1

Item	Part No	Description	Q'ty	Remark
31	A30DL2-60200	No regeneration	1	
32	F30B2-60102	Frame	2	
33	A30DA2-80800	Rear tail light adapter	1	
34	A15R2-60300	Hand brake switch	1	
35	A30C2-00803	Connecting line	1	
36	A70S2-00900	Emergency stop switch	1	
37	A30C2-00804	Connecting line	1	

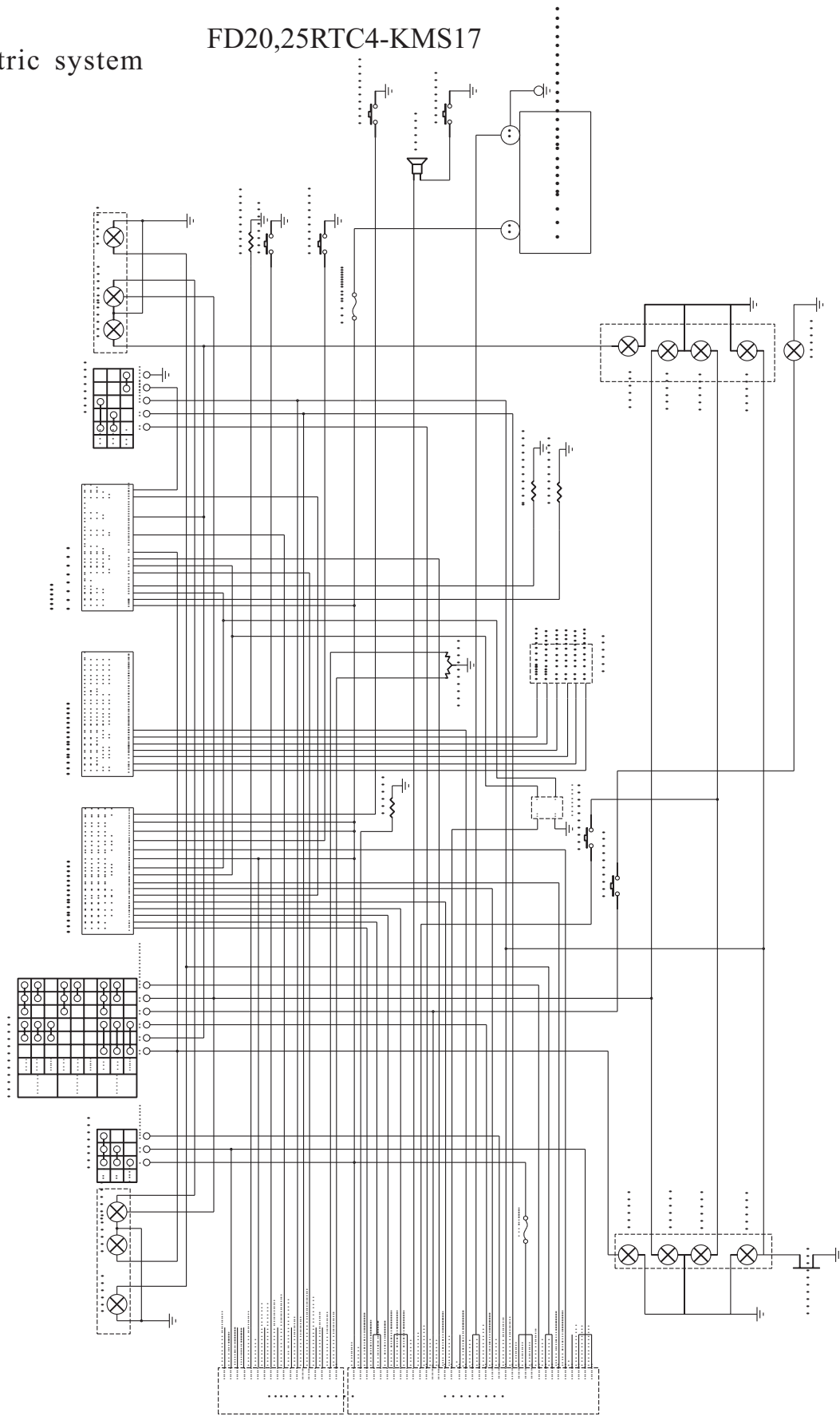
Vehicle harness

FD20,25RTC4-DS1



Electric system

FD20,25RTC4-KMS17



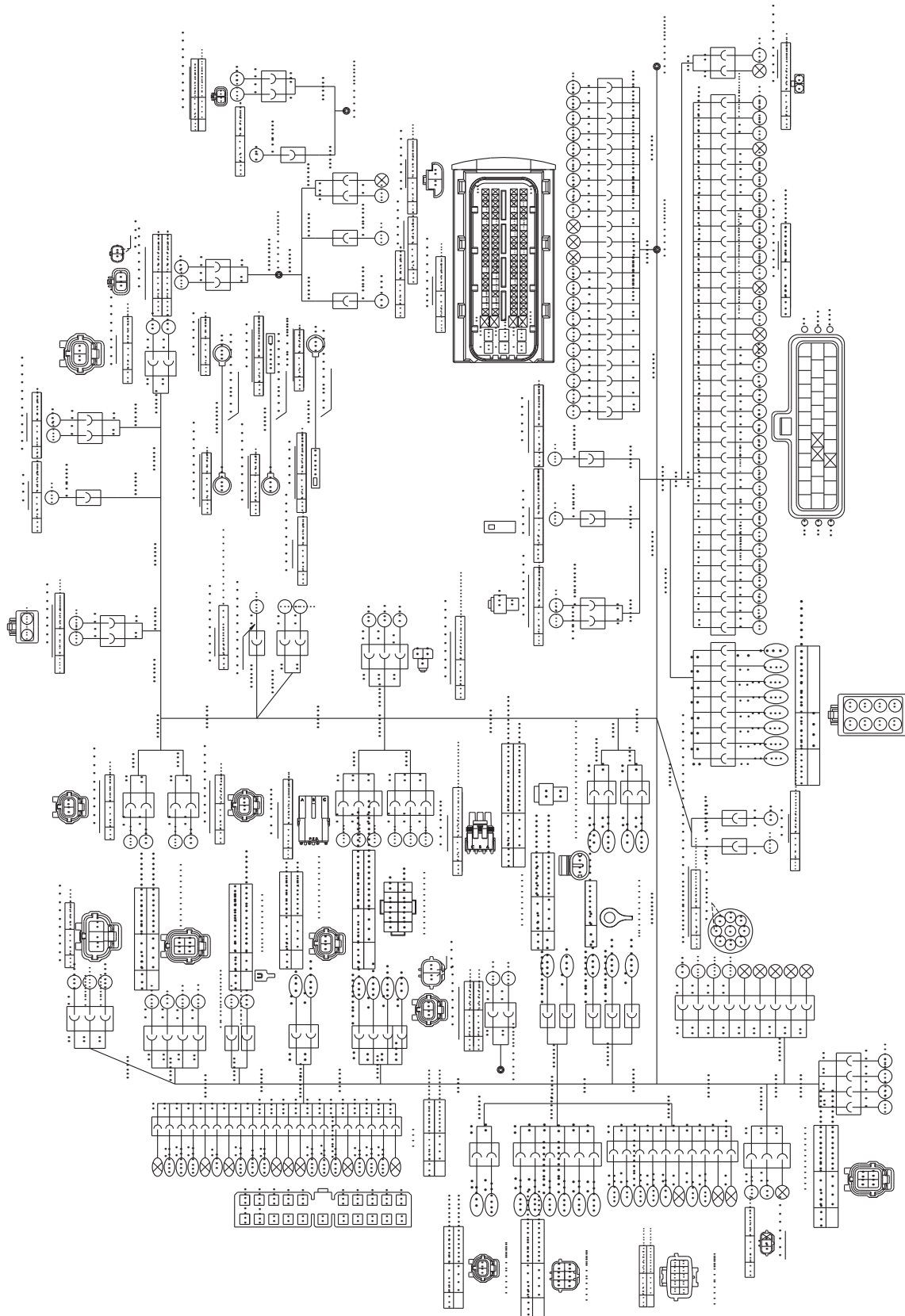
Electric system

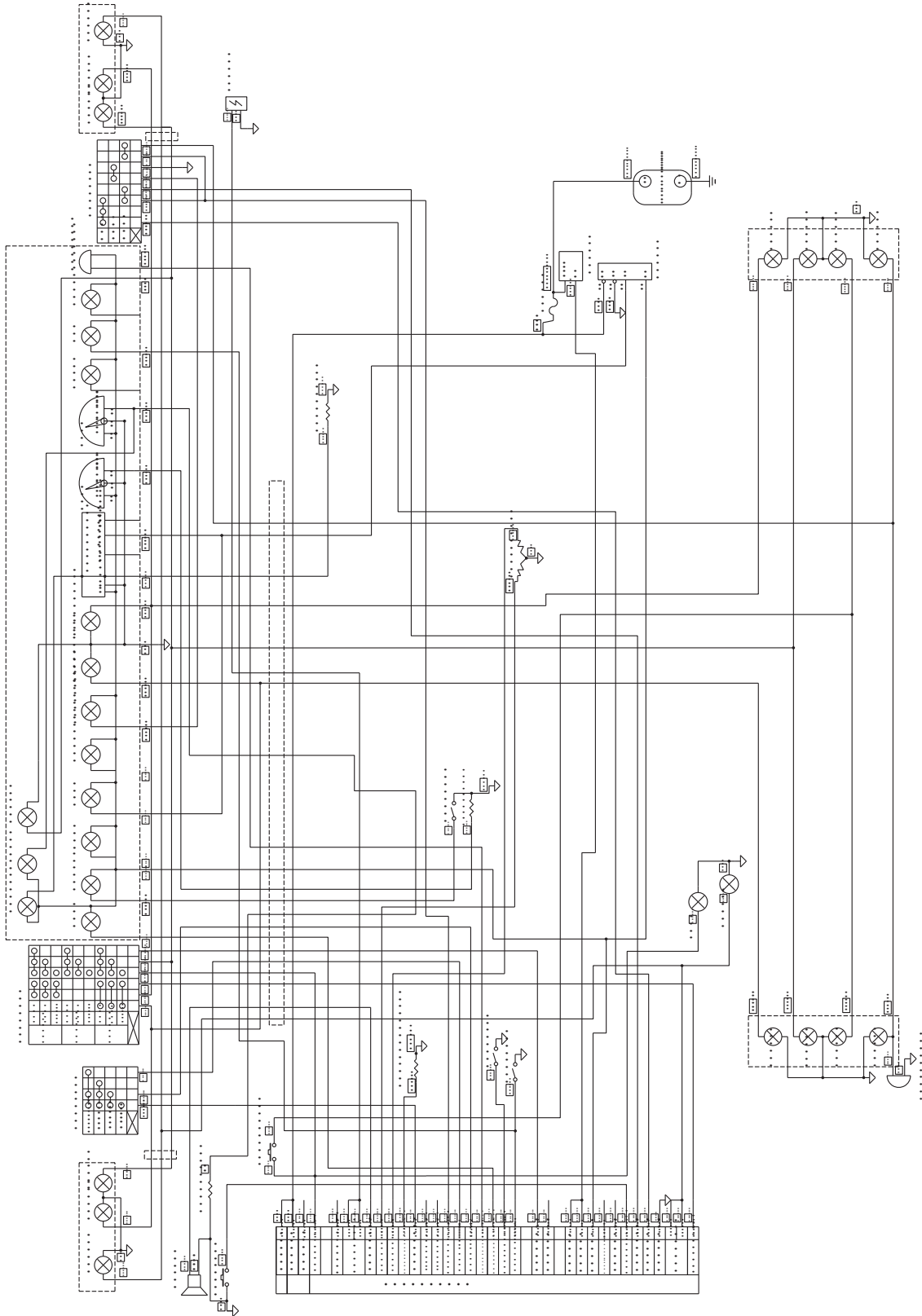
FD20,25RTC4-KMS17

Item	Part No	Description	Q'ty	Remark
1	A30C2-20002	Battery	1	
2	A45P2-10100	Panel	1	
3	GB/T823	M5×12 Screw	10	
4	Y25D2-60100	4WD control switch	1	
5	A30DA2-40100	Front combination lamp	2	
6	A35K2-40200	Rear lamp	2	
7	DT04G-LTD152	Caution light	1	
8	A30DA2-80800	Tail light adapter	1	
9	Y25F2-80200	Cable	1	
10	A45I2-80900	Cable	1	
11	A30C2-80900	Fuse	1	
12	Y25F2-80100	Vehicle harness	1	
13	180型	strapping tape	15	
14	T20G2-60500	Brake switch	1	
15	A30C2-60500	Reversing buzzer	1	
16	GB/T5783	M6×20 Bolt	1	
17	GB/T96.1	M6 Washer	2	
18	GB/T93	M6 Washer, lock	1	
19	A450A2-60700	Key switch	1	
20	A30C2-90100	USB Charge interface	1	
21	DT09G-DL124ED	Horn	1	
22	GB/T5783	M8×20 Bolt	1	
23	GB/T97.1	M8 Washer	1	
24	GB/T93	M8 Washer, lock	1	
25	Y25B2-60100	Integral switch	1	
26	A30DA2-70200	Combination	1	
27	T20A2-50500	Oil temp sending unit	2	
28	A30DA2-50200	Fuel sensor	1	
29	GB/T823	M5×12 Screw	5	
30	A30AB2-60100	Accelerator	1	
31	A30AB2-60200	Preheating relay	1	

Vehicle harness

FD20,25RTC4-KMS17

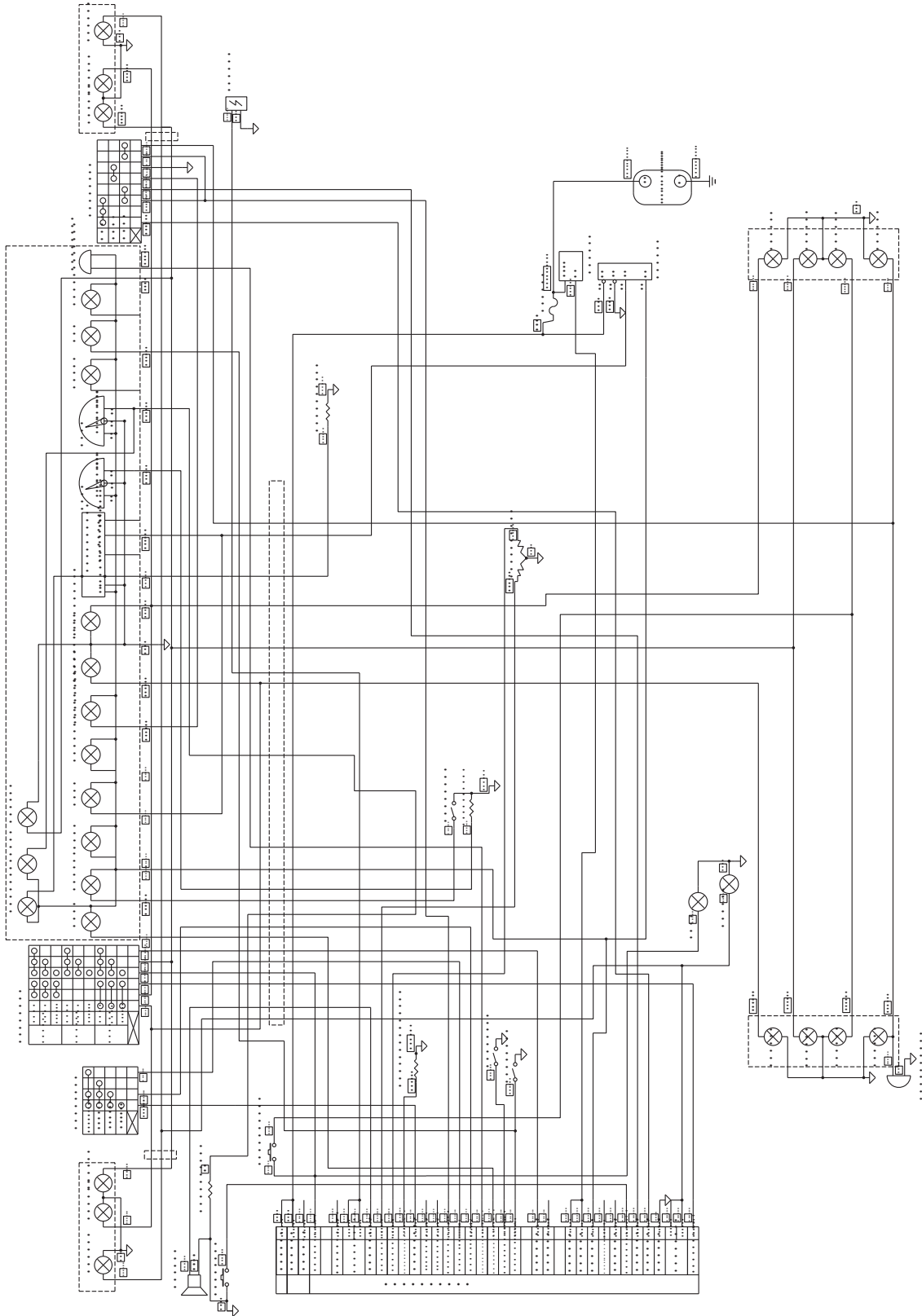




Electric system

FD20,25RTC4-S2/S5

Item	Part No	Description	Q'ty	Remark
1	A30C2-20002	Battery	1	
2	T20I2-80200	Cable	1	
3	A45I2-80900	Cable	1	
4	T20G2-20100	Fuse box	1	
5	A30DA2-50200	Fuel sensor	1	
6	A15G2-40200	Front combination lamp	2	
7	A30DA2-80300	Rear light adapter	1	
8	A30DA2-80200	Wire harness for roof guard	1	
9	A30DA2-70200	Combination	1	
10	A30DA2-60100	Integral switch	1	
11	DT09G-DL124ED	Horn	1	
12	GB/T5783	M8×20 Bolt	1	
13	GB/T97.1	M8 Washer	1	
14	GB/T93	M8 Washer, lock	1	
15	A30DF2-10100	Panel	1	
16	GB/T823	M5×12 Screw	4	
17	A35K2-40200	Rear lamp	2	
18	A30C2-60500	Reversing buzzer	1	
19	GB/T5783	M6×20 Bolt	1	
20	GB/T96.1	M6 Washer	2	
21	GB/T93	M6 Washer, lock	1	
22	GB/T6170	M6 Nut	1	
23	DT04G-LTD152	Caution light	1	
24	T20G2-60500	Brake switch	1	
25	Y25G2-80100	Vehicle harness	1	
26	180	strapping tape	15	
27	DZ03G-R1/2SY	Oil temp sending unit	1	
28	T20A2-50500	Water temperature sensor	1	
29	A30DA2-60200	Key switch	1	
30	A30C2-90100	USB Charge interface	1	



Electric system

FD20,25RTC4-S2/S5

Item	Part No	Description	Q'ty	Remark
31	A30C2-40200	Rear lights	1	
32	A30C2-00801	Connecting line	1	
33	A30C2-00802	Connecting line	1	
34	A70S2-00900	Emergency power off switch	1	
35	A30DA2-80800	Rear tail light adapter	1	
36	A30DA2-40100	Front combination lamp	2	

Vehicle harness

FD20,25RTC4-S2/S5

